

# RICHTER

CANADA  
Province of Québec

District of: Québec  
Division No. 01-Montréal  
Court No. 500-11-047847-146  
Estate No. 41-1938986

SUPERIOR COURT  
(Commercial Division)  
*Bankruptcy and Insolvency Act*

## Notice of Final Dividend and Application for Discharge of Trustee (Paragraph 152(5)(c), Rule 61)

### In the Matter of the Proposal of Mexx Canada Company Of the City of Montreal, Borough Saint-Laurent In the Province of Quebec

Take notice that:

1. Enclosed with this form is a copy of our final statement of receipts and disbursements as taxed and a copy of the dividend sheet.
2. The final dividend will be paid after the expiration of delays, on or about December 5, 2017. Please note that in the case of former employees, additional delays may occur due to the need to obtain clearance from Service Canada (unemployment insurance).
3. Notice of objection of the dividend sheet must be filed with the registrar at the Courthouse, Quebec Superior Court – Montréal, 1, Notre-Dame Street E., Room. 1.140, Montréal QC Canada H2Y 1B6 before November 3, 2017, and a copy of the notice served to the undersigned. The notice must state the reasons for the objection.
4. We will apply to the court on December 1, 2017, at the hour of 8:45 a.m. or so soon thereafter as the motion can be heard, for an order of discharge with respect to the above-mentioned matter.
5. Notice of objection to the discharge, setting out the reasons for opposition, must be filed with the registrar at the Courthouse, Quebec Superior Court – Montréal, 1, Notre-Dame Street E., Room. 1.140, Montréal QC Canada H2Y 1B6, at least five days before the date of the hearing, and a copy of the notice must be served to us within those five days.

Dated at Montréal in the Province of Quebec, October 19, 2017.

Richter Advisory Group Inc.  
Licensed Insolvency Trustee  
Per:



Andrew Adessky, CPA, CA, CIRP, LIT

T. 514.934.3513  
F. 514.934.8603  
[AAdessky@richter.ca](mailto:AAdessky@richter.ca)

Richter Advisory Group Inc.  
1981 McGill College  
Mtl (Qc) H3A 0G6  
[www.richter.ca](http://www.richter.ca)

Montréal, Toronto

(français - recto)



CANADA  
 PROVINCE DE QUÉBEC  
 DISTRICTE DE QUÉBEC  
 DIVISION NO.: 01-MONTRÉAL  
 COURT NO.: 500-11-047847-146  
 ESTATE NO.: 41-1938986

SUPERIOR COURT  
 (Commercial Division)  
 Bankruptcy and Insolvency Act

IN THE MATTER OF THE PROPOSAL OF MEXX CANADA COMPANY, a body and corporate, duly incorporated according to law and having had its head office and its principle place of business at 905 Hodge Street, Saint-Laurent, Qc H4N 2B3.

TRUSTEE'S FINAL STATEMENT OF RECEIPTS AND DISBURSEMENTS (NOTE 1)

RECEIPTS

1. Bank account		\$ 145,151.02
2. Accounts receivables		174,855.04
3. Proceeds from the realization of assets		4,915,995.92
4. Advance of funds from Shareholder (Note 2)		600,000.00
5. Advances of funds from Debtor to cover fees and expenses of the Trustee in the Notice of Intention and the Trustee in the Proposal		1,328,065.72
6. Reimbursements		
a) Electricity	\$ 56,167.49	
b) Other	10,049.65	66,217.14
7. Interest		52,955.35
<b>TOTAL RECEIPTS</b>		<b>7,283,240.19</b>

DISBURSEMENTS

8. Fees paid		
a) to Official Receiver	150.00	
b) to Court	150.00	300.00
9. Notice of Intention to Make a Proposal		
a) To 2049 creditors	4,642.00	
b) Postage	3,525.44	8,167.44
10. Notice of the Proposal to Creditors and Notice to Hearing of Application for Court Approval of Proposal		
a) To 2428 creditors	28,250.00	
b) Postage	6,892.93	35,142.93
11. Notice of Trustee's Application for Discharge		
a) To 1634 creditors	10,212.50	
b) Postage	2,042.50	12,255.00
11. Miscellaneous		
a) Postage, courier, taxi, faxes, photocopies and other	10,128.47	
b) Storage	147.41	
c) Other	2,738.42	
d) Bank charges	522.92	13,537.22
<b>TOTAL DISBURSEMENTS BEFORE TRUSTEE'S REMUNERATION, LEGAL FEES AND COSTS</b>		<b>69,402.59</b>
12. Taxes		
a) GST paid	95,978.98	
b) QST paid	168,418.09	264,397.07
13. Trustee's remuneration		
a) Fees as Trustee to Notice of Intention	1,024,116.00	
b) Fees as Trustee to Proposal	497,513.23	1,521,629.23
14. Legal fees and disbursements (Note 3)		
a) Osler, Hoskin & Harcourt	66,342.78	
b) Davies Ward Phillips & Vineberg	124,818.46	191,161.24
<b>TOTAL DISBURSEMENTS</b>		<b>2,046,590.13</b>
15. <b>AMOUNT AVAILABLE FOR DISTRIBUTION</b>		<b>\$ 5,236,650.06</b>
16. LEVY		\$ 62,500.00
17. CREDITORS CLAIMS		
a) Gross dividend (Note 4)	\$ 5,236,650.06	
b) Less: levy	(62,500.00)	5,174,150.06
		<b>\$ 5,236,650.06</b>

**IN THE MATTER OF THE PROPOSAL OF MEXX CANADA COMPANY  
TRUSTEE'S FINAL STATEMENT OF RECEIPTS AND DISBURSEMENTS  
(Continued)**

**Note 1:** On December 3, 2014, Mexx Canada Company ("Debtor") filed a Notice of Intention to File a Proposal pursuant to the Act ("NOI"), the whole as appears from the documents filed into the court records.

On December 10, 2014, documents were sent by regular mail to all creditors of the Debtor, as they were identified by it, which included a copy of the Debtor's NOI, the whole as appears from the documents filed into the court records.

On December 18, 2014, January 26, 2015, March 12, 2015 and April 16, 2015, the Court granted extensions of time for the filing of a Proposal through to June 1, 2015 in order to allow the Debtor to pursue the liquidation of its inventory and the wind down of its operations.

On June 1, 2015, the Debtor filed a Proposal to its creditors which was accepted by the creditors on June 19, 2015 and approved by the Court on June 26, 2015.


**Note 2:** An amount of \$600,000 was received from Gores Malibu Holdings L.P. (the indirect shareholder of Mexx Canada Company) to supplement the available funds to be distributed to former employees.

**Note 3:** Consists of fees and expenses incurred from June 2015 onwards and does not include any legal fees and expenses incurred prior to the filing of the Proposal.


**Note 4:** Following the approval of the Proposal by the Court on June 26, 2015, interim dividends of \$3,891,011.99 were paid to creditors commencing in August 2015. The delay in issuing a final dividend was attributable to litigation arising from the rejection of a significant proof of claim by the Proposal Trustee. This contested claim was finally resolved in June 2017 through the execution of a settlement agreement between the creditor and the Proposal Trustee.

  
Date

**Richter Advisory Group Inc.**  
Trustee

  
Per: Andrew Adessky, CPA, CA, LIT, CIRF

Approved by:

  
Robbie Reynders  
Mexx Canada Company

CANADA  
Province de Québec  
District de : Québec  
No division : 01-Montréal  
No cour : 500-11-047847-146  
No dossier : 41-1938986


COUR SUPÉRIEURE  
(Chambre commerciale)  
Loi sur la faillite et l'insolvabilité

**Certificat de Taxation**

**Dans l'affaire de la proposition de  
Compagnie Mexx Canada  
de la ville de Montréal, arrondissement Saint-Laurent  
en la province de Québec**

Ordonnance est rendue fixant les déboursés du syndic à la somme de 2,046,580.13 \$,  
ainsi que sa rémunération à la somme de incluant rémunération et taxes

Daté le 18 octobre 2017, à MTL en la province de Québec.

  
REGISTRAIRE

Richter Groupe Conseil Inc.  
Syndic autorisé en insolvabilité (SAI)

Andrew Adessky, CPA, CA, CIRP, SAI  
1981 McGill College, 12<sup>e</sup> étage  
Montréal QC H3A 0G6  
Téléphone: (514) 934-3400  
Télécopieur: (514) 934-8603

CANADA  
 PROVINCE DE QUÉBEC  
 DISTRICTE DE QUÉBEC  
 DIVISION NO.: 01-MONTRÉAL  
 COURT NO.: 500-11-047847-146  
 ESTATE NO.: 41-1938986

SUPERIOR COURT  
 (Commercial Division)  
 Bankruptcy and Insolvency Act

**DIVIDEND SHEET**

In the Matter of the Proposal of  
 Mexx Canada Company  
 Of the City of Montreal, Borough Saint-Laurent  
 In the Province of Quebec

Creditor	Claim	TOTAL DIVIDEND			Interim dividend (net of levy)	Final dividend (net of levy)
		Dividend	Levy	Payment		
<b>SECURED</b>						
REVENU QUEBEC (PROPERTY)	160.72 \$	160.72 \$	- \$	160.72 \$	160.72 \$	- \$
	<b>160.72</b>	<b>160.72</b>	<b>-</b>	<b>160.72</b>	<b>160.72</b>	<b>-</b>
<b>PREFERRED</b>						
1663321 ONTARIO INC	1,466.08	1,466.08	17.50	1,448.58	1,446.17	2.41
2756-5027 QUEBEC INC	1,819.16	1,819.16	21.71	1,797.45	1,794.46	2.99
9139-6366 QUEBEC INC	799.19	799.19	9.54	789.65	788.34	1.31
BAYSHORE SHOPPING CENTRE LTD & KS BAYSHORE INC.	3,088.20	3,088.20	36.86	3,051.34	3,046.27	5.07
CALLOWAY REIT (WINNIPEG SW) INC	1,224.04	1,224.04	14.61	1,209.43	1,207.42	2.01
CALLOWAY RIET (CAMBRIDGE) INC.	177.22	177.22	2.12	175.10	174.81	0.29
CARREFOUR DE LA RIVE SUD	2,128.81	2,128.81	25.41	2,103.40	2,099.90	3.50
CENTRES COMMERCIAUX GATINEAU LIMITEE	1,734.79	1,734.79	20.71	1,714.08	1,711.23	2.85
CF/REALTY HOLDINGS INC. RE: SHOPS AT DON MILLS	1,719.01	1,719.01	20.52	1,698.49	1,695.67	2.82
CF/REALTY HOLDINGS	2,211.20	2,211.20	26.39	2,184.81	2,181.18	3.63
CHINOOK (2014) INC.	3,179.06	3,179.06	37.94	3,141.12	3,135.89	5.22
DARTMOUTH CROSSING LTD AND DARTMOUTH CROSSING 2 LTD	1,538.92	1,538.92	18.37	1,520.55	1,518.02	2.53
E - LARABA, LAILA	1,974.89	1,974.89	23.57	1,951.32	1,948.07	3.24
FAIRMALL LEASEHOLDS INC.	2,748.57	2,748.57	32.81	2,715.76	2,704.88	10.88
FAIRVIEW PARK LEASEHOLDS INC	2,917.30	2,917.30	34.82	2,882.48	2,877.69	4.79
FAIRVIEW POINTE-CLAIRE LEASEHOLDS INC	3,636.32	3,636.32	43.40	3,592.92	3,586.95	5.97
FIRST CAPITAL (LACHENAIE) CORPORATION	1,113.99	1,113.99	13.30	1,100.69	1,098.86	1.83
FIRST QUEENSBOROUGH SHOPPING CENTRES LIMITED	1,180.29	1,180.29	14.09	1,166.20	1,164.26	1.94
HALTON HILLS SHOPPING CENTRE PARTNERSHIP	6,580.20	6,580.20	78.54	6,501.66	6,490.85	10.81
IVANHOE CAMBRIDGE II INC	9,827.70	9,827.70	117.30	9,710.40	9,694.26	16.14
IVANHOE CAMBRIDGE INC.	15,401.82	15,401.82	183.83	15,217.99	15,192.69	25.30
IVANHOE CAMBRIDGE POUR DEVONSHIRE MALL LIMITED	1,636.07	1,636.07	19.53	1,616.54	1,610.07	6.47
KANATA ENTERTAINMENT HOLDINGS INC.	1,396.25	1,396.25	16.66	1,379.59	1,377.29	2.29
LE CARREFOUR LAVAL (2013) INC.	3,912.27	3,912.27	46.69	3,865.58	3,859.15	6.43
LES FACTORIES ST-SAUVEUR (2003) INC	1,134.74	1,134.74	13.54	1,121.20	1,119.33	1.86
LES GALERIES D'ANJOU LEASEHOLDS INC.	2,818.33	2,818.33	33.64	2,784.69	2,780.06	4.63
LES GALERIES DE LA CAPITALE HOLDINGS INC	5,288.16	5,288.16	63.12	5,225.04	5,216.36	8.69
LES PROMENADES ST-BRUNO LEASEHOLDS INC.	3,178.26	3,178.26	37.93	3,140.33	3,135.10	5.22
LUNDY'S LANE PORTFOLIO INC.	1,100.32	1,100.32	13.13	1,087.19	1,085.38	1.81
MARKET MALL LEASEHOLDS INC	2,655.81	2,655.81	31.70	2,624.11	2,619.75	4.36
MIRABEL OUTLET CENTER GENERAL PARTNERSHIP	2,727.23	2,727.23	32.55	2,694.68	2,690.20	4.48
MONTEZ HILLCREST INC AND HILLCREST HOLDINGS INC	629.57	629.57	7.51	622.06	621.02	1.03
MORGUARD INVESTMENTS LIMITED	1,795.70	1,795.70	21.43	1,774.27	1,771.32	2.95
MORGUARD INVESTMENTS LIMITED	2,906.95	2,906.95	34.70	2,872.25	2,867.48	4.78

Creditor	Claim	TOTAL DIVIDEND			Interim dividend (net of levy)	Final dividend (net of levy)
		Dividend	Levy	Payment		
MORGUARD INVESTMENTS LIMITED	2,953.44	2,953.44	35.25	2,918.19	2,913.34	4.85
ONTREA INC	2,245.77	2,245.77	26.80	2,218.97	2,215.28	3.69
ONTREA INC AND IVANHOE CAMBRIDGE II INC	2,284.15	2,284.15	27.26	2,256.89	2,253.14	3.75
ONTREA INC. SHERWAY GARDENS	2,371.81	2,371.81	28.31	2,343.50	2,339.61	3.90
OPB REALTY INC	2,078.91	2,078.91	24.81	2,054.10	2,050.68	3.42
ORCHARD PARK SHOPPING CENTRE HOLDINGS INC	1,455.81	1,455.81	17.38	1,438.43	1,436.04	2.39
ORLANDO CORPORATION	1,791.31	1,791.31	21.38	1,769.93	1,766.99	2.94
OSHAWA CENTRE HOLDINGS INC.	2,131.87	2,131.87	25.44	2,106.43	2,102.92	3.50
PACIFIC CENTRE LEASEHOLDS LIMITED	9,615.58	9,615.58	114.77	9,500.81	9,485.02	15.80
PLACE DU ROYAUME INC	2,076.61	2,076.61	24.79	2,051.82	2,048.41	3.41
PLACE LAURIER HOLDINGS INC.	6,276.71	6,276.71	74.92	6,201.79	6,191.48	10.31
RIOCAN HOLDINGS (OAKVILLE PLACE) INC	2,058.70	2,058.70	24.57	2,034.13	2,030.75	3.38
RIOCAN HOLDINGS (QUEBEC) INC	1,661.48	1,661.48	19.83	1,641.65	1,638.92	2.73
RIOCAN HOLDINGS (TJV BROMONT) INC and 1633272 ALBERTA ULC	1,326.79	1,326.79	15.84	1,310.95	1,308.77	2.18
RIOCAN HOLDINGS (TJV) INC and 1633272 ALBERTA ULC	1,181.87	1,181.87	14.11	1,167.76	1,165.82	1.94
RIOCAN HOLDINGS (TJV) INC and 1633272 ALBERTA ULC	1,640.78	1,640.78	19.58	1,621.20	1,618.50	2.70
RIOCAN HOLDINGS INC	914.46	914.46	10.91	903.55	902.04	1.50
RIOCAN HOLDINGS INC.	739.47	739.47	8.83	730.64	729.43	1.21
RIOCAN HOLDINGS INC.	1,233.39	1,233.39	14.72	1,218.67	1,216.64	2.03
RIOCAN HOLDINGS INC.	1,652.02	1,652.02	19.72	1,632.30	1,629.59	2.71
RIOKIM HOLDINGS (ALBERTA) INC	3,285.30	3,285.30	39.21	3,246.09	3,240.69	5.40
RIOKIM HOLDINGS (LANGLEY POWER CENTRE) INC	2,325.03	2,325.03	27.75	2,297.28	2,293.46	3.82
RIOTRIN PROPERTIES (GLOUCESTER3) INC.	1,055.47	1,055.47	12.60	1,042.87	1,038.69	4.18
RIOTRIN PROPERTIES (KIRKLAND) INC.	728.05	728.05	8.69	719.36	718.16	1.20
RIOTRIN PROPERTIES (VAUGHAN2) INC	1,880.32	1,880.32	22.44	1,857.88	1,854.79	3.09
RIOTRIN PROPERTIES INC.	2,017.03	2,017.03	24.07	1,992.96	1,989.64	3.31
SCARBOROUGH TOWN CENTRE HOLDINGS INC	3,745.86	3,745.86	44.71	3,701.15	3,695.00	6.15
SKYVIEW EQUITIES INC	1,557.26	1,557.26	18.59	1,538.67	1,532.51	6.16
STONE ROAD MALL HOLDINGS INC.	1,919.48	1,919.48	22.91	1,896.57	1,893.42	3.15
T.E.C. LEASEHOLDS LIMITED	4,558.30	4,558.30	54.41	4,503.89	4,496.41	7.49
THE CADILLAC FAIRVIEW CORPORATION LIMITED	1,430.66	1,430.66	17.08	1,413.58	1,411.23	2.35
THE EGLINTON TOWN CENTRE INC	1,574.53	1,574.53	18.79	1,555.74	1,553.15	2.59
THE OUTLET COLLECTION (NIAGARA) LTD	786.75	786.75	9.39	777.36	776.07	1.29
VAUGHAN PROMENADE SHOPPING CENTRE INC	7,266.05	7,266.05	86.72	7,179.33	7,167.39	11.94
VIKING RIDEAU CORPORATION	1,818.08	1,818.08	21.70	1,796.38	1,793.39	2.99
WEST EDMONTON MALL PROPERTY INC	2,451.66	2,451.66	29.26	2,422.40	2,418.37	4.03
	<b>183,737.18</b>	<b>183,737.18</b>	<b>2,192.99</b>	<b>181,544.19</b>	<b>181,226.15</b>	<b>318.04</b>

#### UNSECURED

1000MERCIS INC.	17,544.00	2,180.06	26.02	2,154.04	-	2,154.04
1412575 ONTARIO INC O/A NORTEK MECHANICAL SERVICES	27,906.17	2,430.20	29.01	2,401.20	2,170.39	230.80
1425555 ONTARIO INC - O/A UTILITIES KINGSTON	775.54	775.54	9.26	766.28	763.21	3.07
1663321 ONTARIO INC	13,033.92	2,071.19	24.72	2,046.47	1,945.46	101.00
2756-5027 QUEBEC INC	443,797.73	12,469.81	148.83	12,320.97	8,460.43	3,860.54
9139-6366 QUEBEC INC	202,253.61	6,638.94	79.24	6,559.70	4,807.26	1,752.44
ABITEKS TEKSTIL SANAYI VE TICARET A S	306,441.78	9,154.04	109.26	9,044.78	6,383.03	2,661.75
ALLIANCE HANGER INC.	19,315.80	2,222.83	26.53	2,196.30	2,040.47	155.83
AVENTURE TECHNIQUES LIMITEE	29,990.11	2,480.51	29.61	2,450.90	2,201.91	248.99
B.C. HYDRO	11,716.22	2,039.38	24.34	2,015.04	1,925.53	89.50
BALKANTEX EAD (FORMER REESOURCE LTD. EAD)	176,671.91	6,021.40	71.87	5,949.53	-	5,949.53
BAYSHORE SHOPPING CENTRE LTD & KS BAYSHORE INC.	81,441.06	3,722.53	44.43	3,678.10	2,980.07	698.03
BCF AVOCATS D'AFFAIRE	16,819.76	2,162.58	25.81	2,136.77	2,002.72	134.04

Creditor	Claim	TOTAL DIVIDEND			Interim dividend (net of levy)	Final dividend (net of levy)
		Dividend	Levy	Payment		
BELL ALIANT	747.50	747.50	8.92	738.58	735.62	2.96
BELL CANADA	268,658.71	8,241.96	98.37	8,143.59	5,811.59	2,332.00
BFI CANADA INC (NOW PROGRESSIVE WASTE FOLUTIONS)	2,500.76	1,816.92	21.69	1,795.23	1,777.75	17.48
BON AIR REFRIGERATION INC	1,522.81	1,522.81	18.18	1,504.63	1,498.61	6.02
BORDEN LADNER GERVAIS IN TRUST RE: LF CENTENNIAL PTE LTD	7,841,419.77	191,048.10	2,280.25	188,767.85	120,343.68	68,424.16
BRINKS CANADA LTD	29,337.99	2,464.77	29.42	2,435.35	2,192.05	243.30
CABLEK INDUSTRIES INC	1,426.74	1,426.74	17.03	1,409.71	1,404.06	5.65
CALLOWAY REIT (WINNIPEG SW) INC	341,983.79	10,012.02	119.50	9,892.52	6,920.57	2,971.95
CALLOWAY RIET (CAMBRIDGE) INC.	300,286.65	9,005.46	107.48	8,897.97	6,289.94	2,608.03
CANADA REVENUE AGENCY	4,564.81	1,866.74	22.28	1,844.46	9,090.32	-
CANNON HYGIENE CDA LTD	3,853.22	1,849.56	22.08	1,827.49	1,806.61	20.88
CARREFOUR DE LA RIVE SUD	573,053.52	15,590.04	186.07	15,403.96	10,415.32	4,988.64
CENTRA GAS MANITOBA	232.75	232.75	2.78	229.97	229.05	0.92
CENTRE DE TELEPHONIE MOBILE LTD	8,270.15	1,956.19	23.35	1,932.84	1,873.42	59.43
CENTRES COMMERCIAUX GATINEAU LIMITEE	295,084.50	8,879.88	105.99	8,773.89	6,211.26	2,562.63
CF/REALTY HOLDINGS INC. RE: SHOPS AT DON MILLS	682,708.61	18,237.11	217.67	18,019.44	12,073.77	5,945.67
CF/REALTY HOLDINGS	563,827.89	15,367.33	183.42	15,183.91	10,275.79	4,908.12
CHINA TING GARMENT MFG (GROUP) LTD	335,708.96	9,860.55	117.69	9,742.86	6,825.67	2,917.19
CHINAMINE TRADING LIMITED	240,035.23	7,550.99	90.12	7,460.86	5,378.68	2,082.18
CHINOOK (2014) INC.	1,455,761.13	36,898.56	440.40	36,458.16	23,765.59	12,692.57
CITY OF EDMONTON	748.78	748.78	8.94	739.84	736.88	2.96
CITY OF VANCOUVER	50.00	50.00	0.60	49.40	-	49.40
CLEAN SHINE	60,067.83	3,206.58	38.27	3,168.31	2,656.81	511.50
CLIO OZ	239,630.59	7,541.22	90.01	7,451.21	5,372.56	2,078.65
COBEST HONG KONG CO LIMITED	248,936.68	7,765.87	92.69	7,673.18	5,513.31	2,159.87
COFACE RE: PROFORMA CANADA INC	72,514.84	3,507.05	41.86	3,465.19	2,845.07	620.13
CORIUM INC	1,278.52	1,278.52	15.26	1,263.26	1,258.20	5.06
CREATIONS ROBO, INC	6,857.11	1,922.08	22.94	1,899.14	1,852.04	47.09
CRITES & RIDDELL INC	19,382.13	2,224.43	26.55	2,197.88	2,041.48	156.41
DAMA CONSTRUCTION (9028-7939 QUEBEC INC)	355,221.83	10,331.59	123.31	10,208.28	7,120.79	3,087.49
DARTMOUTH CROSSING LTD AND DARTMOUTH CROSSING 2 LTD	472,082.94	13,152.61	156.98	12,995.63	8,888.22	4,107.41
DE LAGE LANDEN FINANCIAL SERVICES CANADA INC	3,384.26	1,838.24	21.94	1,816.30	1,799.52	16.78
DELORME, CATHY	4,195.39	1,857.82	22.17	1,835.65	1,812.74	22.91
DHL EXPRESS (CANADA) LTD	83,302.91	3,767.48	44.97	3,722.51	3,008.23	714.28
DISTRIBUTEURS CORLITE INC.	158,975.13	5,594.20	66.77	5,527.43	4,152.71	1,374.72
DRAKKAR ET ASSOCIES INC	37,821.61	2,669.56	31.86	2,637.70	2,320.36	317.34
E - ABATE MARIA	5,579.56	2,991.26	35.70	2,955.56	2,558.21	397.35
E - ABBOTT JENNIFER	807.69	807.69	9.64	798.05	794.85	3.20
E - ABDIRAHMAN MONA	205.54	205.54	2.45	203.09	202.27	0.82
E - ABDOLLAHZARKESH SANAZ	1,325.52	1,325.52	15.82	1,309.70	1,307.52	2.18
E - ABDUL HANEEF	1,134.10	1,134.10	13.54	1,120.56	1,118.70	1.86
E - ABDULRAHMAN TARA	1,064.94	1,064.94	12.71	1,052.23	1,050.48	1.75
E - ABLE CRISTIN	1,673.08	1,673.08	19.97	1,653.11	1,646.49	6.62
E - ABRAHAM TANIKKA	524.11	524.11	6.26	517.85	515.78	2.07
E - ACHTAY TAYLOR	206.74	206.74	2.47	204.27	203.45	0.82
E - ADAM GEORGE	6,399.99	3,249.85	38.79	3,211.06	2,728.10	482.97
E - ADAMIEC AGNIESZKA	256.17	256.17	3.06	253.11	252.69	0.42
E - ADDA AOUATIF	5,846.12	3,075.28	36.70	3,038.57	2,613.40	425.17
E - ADEDAYO ADEOLU	407.78	407.78	4.87	402.91	401.30	1.61
E - ADJEI SHERISA	1,313.21	1,313.21	15.67	1,297.54	1,292.34	5.20
E - ADRIANOVYCH KHRYSTYNA	191.26	191.26	2.28	188.98	188.22	0.76
E - AGOSTINI JOSE	581.61	581.61	6.94	574.67	572.37	2.30
E - AGOSTINI JULIO	165.87	165.87	1.98	163.89	163.23	0.66

Creditor	Claim	TOTAL DIVIDEND			Interim dividend (net of levy)	Final dividend (net of levy)
		Dividend	Levy	Payment		
E - AGOVSKI MITRA	158.06	158.06	1.89	156.17	150.75	5.42
E - AHINFUL MARIE_ANNE	1,464.54	1,464.54	17.48	1,447.06	1,444.65	2.41
E - AHMADI NAZANEEN	181.81	181.81	2.17	179.64	176.15	3.49
E - AHMADZAI FAHIMA	2,070.30	1,885.19	22.50	1,862.69	1,831.53	31.16
E - AHMED SIDHRA	828.94	828.94	9.89	819.05	815.76	3.29
E - AJON KATHLEEN	106.33	106.33	1.27	105.06	104.64	0.42
E - AKIL MASA	1,386.65	1,386.65	16.55	1,370.10	1,364.61	5.49
E - AKTOROSIAN TALEEN	1,270.83	1,270.83	15.17	1,255.66	1,250.63	5.03
E - AL_DEEK MOUNA	2,052.85	1,879.69	22.44	1,857.26	1,827.92	29.34
E - ALAS CHRISTINE	769.23	769.23	9.18	760.05	757.00	3.05
E - ALBANEL JURGEN	124.71	124.71	1.49	123.22	122.73	0.49
E - ALBANEL KADISHA	470.86	470.86	5.62	465.24	463.38	1.86
E - ALCHAMI ROUA	1,041.10	1,041.10	12.43	1,028.67	1,026.96	1.71
E - ALCHESI ANTHONY	996.46	996.46	11.89	984.57	982.93	1.64
E - ALDERMAN BRITANY	1,246.58	1,246.58	14.88	1,231.70	1,226.77	4.93
E - ALDOS ROBIN	4,994.79	2,806.95	33.50	2,773.45	2,437.12	336.33
E - ALEKSIC ANJA	298.68	298.68	3.56	295.12	294.62	0.49
E - ALI BRIYA	429.69	429.69	5.13	424.56	422.86	1.70
E - ALI ELLIE (AELHAM)	1,438.36	1,438.36	17.17	1,421.19	1,415.50	5.69
E - ALI MUSTAFA	423.18	423.18	5.05	418.13	416.45	1.68
E - ALI RAMSHA	162.88	162.88	1.94	160.94	157.31	3.63
E - ALI SAMAH	233.25	233.25	2.78	230.47	229.54	0.93
E - ALI THALIA	1,017.59	1,017.59	12.15	1,005.44	1,003.77	1.67
E - ALIBHAI ZARINA	241.12	241.12	2.88	238.24	237.29	0.95
E - ALIDINA_JOUVE DELPHINE	5,384.60	2,929.81	34.97	2,894.85	2,517.83	377.01
E - ALKHANI SAMIA	1,123.22	1,123.22	13.41	1,109.81	1,107.97	1.85
E - ALLAIRE JESSICA	376.41	376.41	4.49	371.92	370.43	1.49
E - ALLAN SUE	203.79	203.79	2.43	201.36	196.14	5.22
E - ALLARD LISE	3,019.87	2,184.49	26.07	2,158.41	2,028.16	130.25
E - ALLEN_INNISS KHALESHA	1,544.65	1,544.65	18.44	1,526.21	1,520.10	6.11
E - ALLISON ROBYN	1,285.20	1,285.20	15.34	1,269.86	1,264.77	5.09
E - ALOISE CHANEL	2,406.22	1,991.07	23.76	1,967.31	1,901.09	66.22
E - ALON JUSTIN	857.37	857.37	10.23	847.14	845.73	1.41
E - ALTERTON NIKOLETA	749.82	749.82	8.95	740.87	739.64	1.23
E - ALVARADO XOCHILT	89.94	89.94	1.07	88.87	88.51	0.36
E - AMADEH MOHAMMADAMIN	256.94	256.94	3.07	253.87	252.86	1.01
E - AMAN_ALI ORANAUS	1,418.37	1,418.37	16.93	1,401.44	1,395.83	5.61
E - AMMAR MATTHEW	1,491.90	1,491.90	17.81	1,474.09	1,471.64	2.45
E - AMODEO ALLYSON	230.83	230.83	2.76	228.07	218.42	9.65
E - AMYOT SARAH_CLAUDE	578.01	578.01	6.90	571.11	568.82	2.29
E - ANDERSON JOSH	229.33	229.33	2.74	226.59	219.34	7.25
E - ANDREWS SUSAN	6,149.34	3,170.85	37.85	3,133.00	2,676.19	456.81
E - ANDRZEJEWSKI ARKADIUSZ	426.69	426.69	5.09	421.60	411.25	10.35
E - ANGOT STEPHANIE	308.30	308.30	3.68	304.62	298.04	6.58
E - ANJUM AYESHA	108.53	108.53	1.30	107.23	106.80	0.43
E - ANWIA SAPRINA	2,676.47	2,076.25	24.78	2,051.47	1,957.05	94.42
E - AOUDIA LUDMILA	1,708.94	1,708.94	20.40	1,688.54	1,681.78	6.76
E - ARBELAEZ PAOLA	1,400.00	1,400.00	16.71	1,383.29	1,380.99	2.30
E - ARBOUR ANNE_JULIE	2,857.10	2,133.18	25.46	2,107.72	1,994.46	113.27
E - ARBULU MARIELLA	5,288.45	2,899.51	34.61	2,864.90	2,497.92	366.98
E - ARCHAMBAULT LOUIS_PHILIPPE	2,787.17	2,111.14	25.20	2,085.94	1,979.98	105.97
E - ARCHAMBAULT_POLINO MORGANE	455.73	455.73	5.44	450.29	448.49	1.80
E - ARDILA_SILVA JULIANA	79.64	79.64	0.95	78.69	77.17	1.52



Creditor	Claim	TOTAL DIVIDEND			Interim dividend (net of levy)	Final dividend (net of levy)
		Dividend	Levy	Payment		
E - ARIA RONA	1,014.40	1,014.40	12.11	1,002.29	998.28	4.01
E - ARMATA FRANCESCA	444.49	444.49	5.31	439.18	438.45	0.73
E - ARMENI STEPHANIE	5,384.60	2,929.81	34.97	2,894.85	2,517.83	377.01
E - ARMSTRONG JULIE	3,900.07	2,461.91	29.38	2,432.53	2,210.43	222.10
E - AROGANTE FREDERICK	231.16	231.16	2.76	228.40	227.49	0.91
E - ARSENEAULT MARIE_RENEE	8,461.52	3,899.62	46.54	3,853.07	3,154.98	698.09
E - ASHLEY CHANTEL	709.84	709.84	8.47	701.37	698.56	2.81
E - ASHMEADE NOSHINA	2,782.10	2,109.54	25.18	2,084.37	1,978.93	105.44
E - ASKARI ZAIN	80.87	80.87	0.97	79.90	79.58	0.32
E - ASSAF SARRI	91.43	91.43	1.09	90.34	89.98	0.36
E - ASSELIN_JARRY MICHELLE	9,507.68	4,229.35	50.48	4,178.87	3,371.62	807.25
E - ASUNCION_REYES ADELAIDE	385.66	385.66	4.60	381.06	379.53	1.53
E - ATCHA MARYAM	2,126.68	1,902.96	22.71	1,880.25	1,843.21	37.05
E - ATHWAL GURPREET	152.72	152.72	1.82	150.90	150.29	0.61
E - ATTIAS LEO	4,332.52	2,598.21	31.01	2,567.20	2,299.98	267.23
E - ATWAL AMRIT (AMY)	204.56	204.56	2.44	202.12	201.31	0.81
E - AUBERTIN ALEANA	1,468.55	1,468.55	17.53	1,451.02	1,448.61	2.41
E - AVERILL_MONETTE VERONIQUE	1,028.54	1,028.54	12.28	1,016.26	1,012.19	4.07
E - BACHER JOANNE	10,769.20	4,626.96	55.23	4,571.74	3,632.84	938.89
E - BAGATE MARIAM	2,378.84	1,982.44	23.66	1,958.78	1,895.42	63.36
E - BAGAYOKO SEYDOU	4,342.40	2,601.33	31.05	2,570.28	2,302.02	268.26
E - BAGH AARTI	1,491.72	1,491.72	17.80	1,473.92	1,468.01	5.91
E - BAHAD MANMEET	178.73	178.73	2.13	176.60	175.89	0.71
E - BAHREINI SABA	131.73	131.73	1.57	130.16	129.64	0.52
E - BAINS AMANDEEP	139.33	139.33	1.66	137.67	137.12	0.55
E - BAINS HARPREET	1,435.50	1,435.50	17.13	1,418.37	1,416.01	2.36
E - BAINS ROSY	235.94	235.94	2.82	233.12	229.13	3.99
E - BAIRI LYDIA	1,454.18	1,454.18	17.36	1,436.82	1,431.07	5.75
E - BAIRI YASMINE	1,640.81	1,640.81	19.58	1,621.23	1,614.73	6.50
E - BAJAS JAY_MARK	144.58	144.58	1.73	142.85	142.28	0.57
E - BAJAS VIOLETA	863.49	863.49	10.31	853.18	849.77	3.41
E - BAJRAMI SOFIA	349.35	349.35	4.17	345.18	344.61	0.57
E - BAKHAREV SHELY	1,700.07	1,700.07	20.29	1,679.78	1,676.99	2.79
E - BAKHARIA ADIL	266.83	266.83	3.18	263.65	263.21	0.44
E - BAKHARIA FARHA	2,040.00	1,875.64	22.39	1,853.26	1,825.26	28.00
E - BAKHSHAYESH_RAD TAHIRIH	148.75	148.75	1.78	146.97	146.39	0.58
E - BAKHSHZAD MASOUDEH	1,064.16	1,064.16	12.70	1,051.46	1,049.71	1.75
E - BALI SHEETAL	3,539.12	2,348.15	28.03	2,320.12	2,135.68	184.43
E - BALLESTEROS SABRINA	1,064.21	1,064.21	12.70	1,051.51	1,049.76	1.75
E - BANGAROO GIRISH	2,082.54	1,889.05	22.55	1,866.51	1,834.07	32.44
E - BANK RYAN	434.17	434.17	5.18	428.99	420.68	8.31
E - BANNON YVONNE	11,692.32	4,917.92	58.70	4,859.22	3,824.00	1,035.22
E - BARATINY MINDY	1,437.71	1,437.71	17.16	1,420.55	1,414.86	5.69
E - BARDEZ HERVE_MARTIAL	990.01	990.01	11.82	978.19	974.27	3.92
E - BARDEZ VERONIQUE	4,230.76	2,566.14	30.63	2,535.51	2,278.91	256.61
E - BARHMED ZAKARIA	1,124.59	1,124.59	13.42	1,111.17	1,106.71	4.46
E - BARKER DONNA	2,307.70	1,960.02	23.39	1,936.63	1,880.69	55.94
E - BARNES KENDRA	942.02	942.02	11.24	930.78	927.05	3.73
E - BARRAN BRANDON	373.86	373.86	4.46	369.40	368.78	0.61
E - BARRETT RICHARD	197.38	197.38	2.36	195.02	187.82	7.20
E - BARRY DORIS	891.28	891.28	10.64	880.64	879.18	1.46
E - BASBAS KATHLEEN	165.37	165.37	1.97	163.40	162.74	0.66
E - BASI SIMRANDEEP(SAM)	153.88	153.88	1.84	152.04	151.43	0.61

Creditor	Claim	TOTAL DIVIDEND			Interim dividend (net of levy)	Final dividend (net of levy)
		Dividend	Levy	Payment		
E - BASSARAGH CRAIG	90.92	90.92	1.09	89.83	88.34	1.49
E - BASSI ASHELY	1,355.99	1,355.99	16.18	1,339.81	1,337.58	2.23
E - BASSI VIVEK	1,781.70	1,781.70	21.27	1,760.43	1,757.51	2.93
E - BATES NANCY	5,307.68	2,905.57	34.68	2,870.89	2,501.91	368.98
E - BATOTELE CYNTHIA	500.68	500.68	5.98	494.70	485.33	9.37
E - BATTAGLI CHRISTOPHER	167.52	167.52	2.00	165.52	162.00	3.52
E - BAUDET GERALDINE	800.00	800.00	9.55	790.45	787.28	3.17
E - BAZILE MEDGINE	2,528.66	2,029.66	24.22	2,005.44	1,926.45	78.99
E - BEATON SARAH	779.42	779.42	9.30	770.12	767.03	3.09
E - BEAUCAIRE JULIE	6,756.80	3,362.31	40.13	3,322.18	2,801.98	520.20
E - BEAUCHAMP BRUNO	2,512.03	2,024.42	24.16	2,000.26	1,923.00	77.26
E - BEAUDETTE SOPHIA	924.60	924.60	11.04	913.56	909.90	3.66
E - BEAUDIN LAURIE	4,923.08	2,784.35	33.23	2,751.12	2,422.27	328.85
E - BEAUDOIN ALEXANDRA	1,077.88	1,077.88	12.87	1,065.01	1,060.75	4.26
E - BEAULIEU SHANNON	8,153.84	3,802.64	45.39	3,757.25	3,091.27	665.98
E - BEAULNE ANNIK	6,923.08	3,414.72	40.76	3,373.96	2,836.41	537.55
E - BEAUSOLEIL AUDREY	956.84	956.84	11.42	945.42	941.63	3.79
E - BECKFORD MARSHA_TADINE	3,060.01	2,197.14	26.22	2,170.91	2,036.47	134.44
E - BECKLES RUSHAUNA	1,473.30	1,473.30	17.58	1,455.72	1,453.30	2.42
E - BEDARD CAMILLE	840.78	840.78	10.04	830.74	827.42	3.32
E - BEDI RHEANNA	1,963.01	1,851.38	22.10	1,829.28	1,809.31	19.97
E - BEECHER WENDY	17,264.49	6,674.18	79.66	6,594.53	4,977.85	1,616.68
E - BEGG TAYLOR	120.94	120.94	1.44	119.50	117.44	2.06
E - BEGGS SHARLENE	4,318.96	2,593.94	30.96	2,562.98	2,297.17	265.81
E - BEGUM RUKHSHANDA	483.34	483.34	5.77	477.57	476.78	0.79
E - BEKAVAC DANIEL	5,274.48	2,895.11	34.55	2,860.55	2,495.03	365.52
E - BELANGER ESTELLE	1,157.93	1,157.93	13.82	1,144.11	1,139.53	4.58
E - BELANGER LAURIE	818.66	818.66	9.77	808.89	805.65	3.24
E - BELAY TINBETE	107.98	107.98	1.29	106.69	106.26	0.43
E - BELISLE VANESSA	1,537.43	1,537.43	18.35	1,519.08	1,512.99	6.09
E - BELISLE_SAN_JOSE CATHERINE	1,875.42	1,823.77	21.77	1,802.00	1,791.18	10.83
E - BELL MONIQUE	4,264.18	2,576.67	30.75	2,545.92	2,285.83	260.09
E - BELLEMARE MARIE_CLAUDE	5,490.12	2,963.07	35.37	2,927.71	2,539.69	388.02
E - BENHAMID ABDELHAK	1,518.74	1,518.74	18.13	1,500.61	1,494.60	6.01
E - BENHAMID IMENE	2,871.84	2,137.83	25.52	2,112.31	1,997.51	114.80
E - BENNETT SABRINA	9,277.55	4,156.82	49.61	4,107.20	3,323.96	783.24
E - BENTLEY ELIZABETH	2,467.52	2,010.39	23.99	1,986.40	1,913.78	72.61
E - BERARDI SHANNON	231.08	231.08	2.76	228.32	223.54	4.78
E - BERENJKOUB SARA	711.54	711.54	8.49	703.05	700.23	2.82
E - BERETTA JENNIFER	11,044.22	4,713.65	56.26	4,657.39	3,689.79	967.59
E - BERKOVETS OLEKSANDR	111.42	111.42	1.33	110.09	109.65	0.44
E - BERNARD GABRIELLE	2,208.00	1,928.60	23.02	1,905.58	1,860.05	45.53
E - BESANGER_TRARIEUX SANDRINE	2,052.69	1,879.64	22.43	1,857.21	1,827.88	29.33
E - BEYBITOVA NAZANI	434.79	434.79	5.19	429.60	428.89	0.71
E - BEZPALOK LARYSSA	126.70	126.70	1.51	125.19	124.69	0.50
E - BHANDARI ARMANN	2,224.23	1,933.71	23.08	1,910.63	1,863.41	47.23
E - BHATTI AAWEZ	1,656.61	1,656.61	19.77	1,636.84	1,634.12	2.72
E - BIANGANDU ALEXI	4,342.40	2,601.33	31.05	2,570.28	2,302.02	268.26
E - BIELAS EWA	1,429.78	1,429.78	17.07	1,412.71	1,410.37	2.35
E - BIERNAT KRYSTIAN	126.10	126.10	1.51	124.59	122.54	2.05
E - BILLINGS KAYLA	2,424.64	1,996.88	23.83	1,973.04	1,904.91	68.14
E - BILODEAU CLAUDETTE	3,195.72	2,239.91	26.73	2,213.18	2,064.58	148.60
E - BIN_SOEKARDJI MESILLAH	263.23	263.23	3.14	260.09	255.68	4.41

Creditor	Claim	TOTAL DIVIDEND			Interim dividend (net of levy)	Final dividend (net of levy)
		Dividend	Levy	Payment		
E - BIRAGOYE CHARLENE	990.64	990.64	11.82	978.82	974.89	3.93
E - BIRON ISABELLE	3,388.34	2,300.62	27.46	2,273.16	2,104.46	168.70
E - BISHOP KRISHA_JOY	8,615.36	3,948.10	47.12	3,900.98	3,186.84	714.14
E - BITNER SYDNEY	2,558.47	2,039.06	24.34	2,014.72	1,932.62	82.10
E - BLAIS NATHANIEL	75.50	75.50	0.90	74.60	73.08	1.52
E - BLANCO_AGUILAR ROSANGEL	1,025.29	1,025.29	12.24	1,013.05	1,008.99	4.06
E - BLONDIAUX ELODIE	377.89	377.89	4.51	373.38	371.88	1.50
E - BLOUIN MARYLOU	1,182.00	1,182.00	14.11	1,167.89	1,163.21	4.68
E - BOATENG KWABENA	483.41	483.41	5.77	477.64	476.85	0.79
E - BOCHI NOUR	886.90	886.90	10.59	876.31	872.80	3.51
E - BOISSY TANYA	1,335.34	1,335.34	15.94	1,319.40	1,314.12	5.28
E - BOISVERT CATHERINE	983.97	983.97	11.74	972.23	968.33	3.90
E - BOJO MAGDALENA	941.59	941.59	11.24	930.35	928.80	1.55
E - BOLTIANSKI DAVID	1,137.29	1,137.29	13.57	1,123.72	1,121.85	1.87
E - BOLTON JEFF	6,745.90	3,358.88	40.09	3,318.79	2,799.72	519.06
E - BONDER NICOLE	1,288.41	1,288.41	15.38	1,273.03	1,270.92	2.12
E - BONDOK MOHAMED	1,430.00	1,430.00	17.07	1,412.93	1,410.58	2.35
E - BONYADI GEVIK	149.43	149.43	1.78	147.65	142.80	4.85
E - BOODRAM RACHELLE	1,702.00	1,702.00	20.31	1,681.69	1,678.89	2.80
E - BOON DENNIQA	1,730.78	1,730.78	20.66	1,710.12	1,703.27	6.85
E - BOUCHARD ALEXANDRA	1,707.06	1,707.06	20.37	1,686.69	1,679.93	6.76
E - BOUCHARD LILY	4,197.80	2,555.75	30.50	2,525.25	2,272.08	253.17
E - BOUCHARD MANON	8,315.48	3,853.59	45.99	3,807.59	3,124.74	682.85
E - BOUCHARD MARIE_CHRISTINE	2,147.10	1,909.40	22.79	1,886.61	1,847.43	39.18
E - BOUCHARD NATHALIE	6,923.08	3,414.72	40.76	3,373.96	2,836.41	537.55
E - BOUDI BIANCA	360.11	360.11	4.30	355.81	355.22	0.59
E - BOUFFARD ALIETTE	3,015.66	2,183.16	26.06	2,157.10	2,027.29	129.81
E - BOUKHRISS RAJAA	3,605.73	2,369.14	28.28	2,340.86	2,149.48	191.39
E - BOUKORRAS NATHAN	1,102.54	1,102.54	13.16	1,089.38	1,085.02	4.36
E - BOULET_LALONDE JADE	2,816.63	2,120.43	25.31	2,095.12	1,986.08	109.04
E - BOURASSA MARIE_CLAUDE	7,615.40	3,632.93	43.36	3,589.57	2,979.77	609.80
E - BOURDEAU EZELENE	4,342.40	2,601.33	31.05	2,570.28	2,302.02	268.26
E - BOURQUE ROSANNE	2,053.59	1,879.93	22.44	1,857.49	1,828.07	29.42
E - BOWMAN SPENCER	95.60	95.60	1.14	94.46	94.08	0.38
E - BOZZO ANGELO	8,272.32	3,839.98	45.83	3,794.15	3,115.81	678.34
E - BRADFORD CHRISTINE	709.25	709.25	8.47	700.78	699.62	1.17
E - BRAHIMI HADJER	1,554.59	1,554.59	18.55	1,536.04	1,529.88	6.16
E - BRANCATI KRISTIN	2,560.00	2,039.54	24.34	2,015.20	1,932.94	82.26
E - BRECIO KATELYN_JOY	372.93	372.93	4.45	368.48	367.00	1.48
E - BRIAND ZOE	3,269.29	2,263.10	27.01	2,236.09	2,079.81	156.28
E - BRIEN KARIANE	4,040.57	2,506.20	29.91	2,476.28	2,239.52	236.76
E - BRIERE MELANIE	5,384.60	2,929.81	34.97	2,894.85	2,517.83	377.01
E - BRIJODHAN PRADESH	11,538.48	4,869.43	58.12	4,811.31	3,792.14	1,019.17
E - BRIZARD STEPHANIE	5,076.92	2,832.84	33.81	2,799.03	2,454.12	344.90
E - BROCCHERO KATRINE	1,718.19	1,718.19	20.51	1,697.68	1,690.88	6.80
E - BROOKFIELD LUKE	1,231.06	1,231.06	14.69	1,216.37	1,214.34	2.02
E - BROWN AMBER	174.49	174.49	2.08	172.41	171.72	0.69
E - BRUBAKER_NEFF GLENNA	411.35	411.35	4.91	406.44	404.81	1.63
E - BRUNDAGE BRENDA	1,096.47	1,096.47	13.09	1,083.38	1,081.58	1.80
E - BRUNET MARIANE	1,404.58	1,404.58	16.76	1,387.82	1,382.25	5.57
E - BUELVAS GUSTAVO_ADOLFO	6,153.84	3,172.27	37.86	3,134.41	2,677.12	457.28
E - BUI ANNA	123.93	123.93	1.48	122.45	121.96	0.49
E - BUI PETER	729.76	729.76	8.71	721.05	718.16	2.89

Creditor	Claim	TOTAL DIVIDEND			Interim dividend (net of levy)	Final dividend (net of levy)
		Dividend	Levy	Payment		
E - BULGAKOV KSENIA	6,559.99	3,300.28	39.39	3,260.89	2,761.23	499.66
E - BULO AMERTI	901.72	901.72	10.76	890.96	889.48	1.48
E - BURNETT ALYSHA	372.68	372.68	4.45	368.23	367.62	0.61
E - BURRI_THOMPSETT MADISON	118.75	118.75	1.42	117.33	112.94	4.39
E - BUTLER CEDRIC	7,698.48	3,659.12	43.67	3,615.44	2,996.98	618.46
E - BYELIKOVA DARYNA	224.87	224.87	2.68	222.19	221.30	0.89
E - CADIEUX_SANCHE ABBY	377.20	377.20	4.50	372.70	371.20	1.50
E - CAETANO WILLIAM	1,100.66	1,100.66	13.14	1,087.52	1,085.72	1.81
E - CAIRE JULIE_ANNE	909.65	909.65	10.86	898.79	895.19	3.60
E - CAISSIE_O'NEILL JEANNE	161.25	161.25	1.92	159.33	158.69	0.64
E - CALDER ANTOINETTE	160.84	160.84	1.92	158.92	158.28	0.64
E - CALDERON_PERDOMO ESWIN	1,933.59	1,842.11	21.99	1,820.12	1,803.22	16.90
E - CAMERON MADISON	1,402.12	1,402.12	16.73	1,385.39	1,383.08	2.30
E - CAMPBELL KARINE	2,580.71	2,046.07	24.42	2,021.65	1,937.22	84.42
E - CANIVALES VANESSA	1,357.54	1,357.54	16.20	1,341.34	1,339.11	2.23
E - CANTIN SYLVIE	9,538.48	4,239.06	50.60	4,188.46	3,377.99	810.47
E - CAPISTRANO RYCKA	1,426.92	1,426.92	17.03	1,409.89	1,407.54	2.34
E - CAREY ZOE	428.28	428.28	5.11	423.17	421.47	1.70
E - CARNE MACKENZIE	407.62	407.62	4.87	402.75	401.14	1.61
E - CARON CLAUDETTE	2,013.78	1,867.38	22.29	1,845.09	1,819.83	25.26
E - CARON EMILE	1,830.89	1,809.74	21.60	1,788.14	1,781.96	6.18
E - CARPENTER HEATHER	70.12	70.12	0.84	69.28	67.04	2.24
E - CARPIO TANIA	1,637.78	1,637.78	19.55	1,618.23	1,611.75	6.48
E - CARRIER NATALIE	13,846.16	5,596.78	66.80	5,529.98	4,270.00	1,259.98
E - CARRIER ROSALIE	588.50	588.50	7.02	581.48	579.15	2.33
E - CARRINGTON MINA	302.01	302.01	3.60	298.41	297.21	1.20
E - CARUSO JUSTIN	182.50	182.50	2.18	180.32	179.60	0.72
E - CARVALHO PRISCILA	1,507.10	1,507.10	17.99	1,489.11	1,483.15	5.96
E - CASTANOS_MARTINEZ LISETTE	2,987.90	2,174.41	25.95	2,148.46	2,021.54	126.91
E - CATINO ANGELINA	7,248.20	3,517.19	41.98	3,475.21	2,903.74	571.48
E - CAUCHON_LAVOIE CLAUDIA	2,177.60	1,919.01	22.90	1,896.11	1,853.75	42.36
E - CELIK ABDULLAH	4,546.66	2,665.71	31.82	2,633.89	2,344.32	289.57
E - CELIK PERIHAN	3,361.15	2,292.05	27.36	2,264.70	2,098.83	165.86
E - CELLARD NADINE_MARIE_CLAUDE	14,615.40	5,839.23	69.69	5,769.54	4,429.29	1,340.25
E - CERRITOS NORA	7,384.60	3,560.19	42.49	3,517.69	2,931.98	585.71
E - CHABANE DJAMILA	1,804.60	1,801.45	21.50	1,779.95	1,771.43	8.52
E - CHAGNON JONATHAN	5,384.64	2,929.83	34.97	2,894.86	2,517.84	377.01
E - CHAIBI ZOHRA	16,164.65	6,327.53	75.52	6,252.01	4,750.10	1,501.91
E - CHAMPAGNE JULIE	8,461.56	3,899.63	46.54	3,853.08	3,154.99	698.09
E - CHAMPAGNE SIMON	6,153.84	3,172.27	37.86	3,134.41	2,677.12	457.28
E - CHAN BIANCA	5,280.00	2,896.85	34.58	2,862.27	2,496.18	366.10
E - CHAN HOI CHENG (ESTHER)	113.49	113.49	1.35	112.14	110.54	1.60
E - CHAN KIMBERLY	1,819.19	1,806.05	21.56	1,784.49	1,771.40	13.09
E - CHANDLER BRENDAN	858.59	858.59	10.25	848.34	846.93	1.41
E - CHAPPELLE CITLALI	108.87	108.87	1.30	107.57	107.14	0.43
E - CHAPUT CAROLINE	3,783.00	2,425.01	28.94	2,396.07	2,186.19	209.88
E - CHAREST STEPHANIE	1,848.26	1,815.21	21.67	1,793.55	1,785.55	7.99
E - CHARTIER KALEB	121.75	121.75	1.45	120.30	119.81	0.49
E - CHARTRAND MELANIE	1,257.85	1,257.85	15.01	1,242.84	1,237.86	4.98
E - CHAU TING FANG KENNETH	137.73	137.73	1.64	136.09	135.54	0.55
E - CHAUHAN VIREN	1,346.15	1,346.15	16.07	1,330.08	1,324.75	5.33
E - CHAUSSINAND MARION	3,738.39	2,410.95	28.78	2,382.18	2,176.95	205.23
E - CHEA LISA	1,357.81	1,357.81	16.21	1,341.60	1,336.23	5.37

Creditor	Claim	TOTAL DIVIDEND			Interim dividend (net of levy)	Final dividend (net of levy)
		Dividend	Levy	Payment		
E - CHEAITANI ALEX	1,666.08	1,666.08	19.89	1,646.19	1,643.46	2.74
E - CHECA CLAIRE	854.61	854.61	10.20	844.41	841.03	3.38
E - CHENG KATRINA	856.63	856.63	10.22	846.41	845.00	1.41
E - CHEUNG EMMA	308.54	308.54	3.68	304.86	303.64	1.22
E - CHIANG CHARLIE	25,320.97	9,213.47	109.97	9,103.50	6,646.13	2,457.38
E - CHIANG PO_HSIANG(JERRY)	2,139.24	1,906.92	22.76	1,884.16	1,845.81	38.36
E - CHIASSEON_ROYER MYRIAM	2,296.93	1,956.63	23.35	1,933.27	1,878.46	54.81
E - CHIU JOYCE_CHIA_YING	6,165.39	3,175.91	37.91	3,138.00	2,679.52	458.49
E - CHIU TZU_HAUR	311.15	311.15	3.71	307.44	306.20	1.24
E - CHOI CANDICE	442.06	442.06	5.28	436.78	435.03	1.75
E - CHOI JOOHEE(JULIE)	157.12	157.12	1.88	155.24	152.02	3.22
E - CHOI WAI_KUEN	12,923.04	5,305.82	63.33	5,242.49	4,078.85	1,163.65
E - CHOUINARD KATRIN	1,459.63	1,459.63	17.42	1,442.21	1,439.81	2.40
E - CHOWDHURY RATUL	3,619.32	2,373.42	28.33	2,345.10	2,152.29	192.80
E - CHRETIEN RENEE	1,803.86	1,801.22	21.50	1,779.72	1,771.43	8.29
E - CHRISTIAN_EDWIN PIERRE	1,208.38	1,208.38	14.42	1,193.96	1,189.17	4.79
E - CHU CAROL	2,443.21	2,002.73	23.90	1,978.83	1,908.75	70.08
E - CICCHINI ANGIE	5,197.96	2,870.99	34.27	2,836.72	2,479.19	357.53
E - CIERPIKOWSKA IWONA	4,342.40	2,601.33	31.05	2,570.28	2,302.02	268.26
E - CINELLI ALEXANDRA	2,142.98	1,908.10	22.77	1,885.33	1,846.58	38.75
E - CIPOLLETTA JOSHUA	1,061.84	1,061.84	12.67	1,049.17	1,047.42	1.74
E - CIRJOI SEBASTIEN	101.39	101.39	1.21	100.18	99.78	0.40
E - CLEARY PATRICK	18,833.83	7,168.82	85.56	7,083.25	5,302.81	1,780.44
E - CLERMONT VALERIE	2,631.14	2,061.96	24.61	2,037.35	1,947.67	89.69
E - COJBASIC RYAN	1,609.23	1,609.23	19.21	1,590.02	1,587.38	2.64
E - COLANGELO SANDRA	18,200.31	6,969.14	83.18	6,885.96	5,171.63	1,714.33
E - COLE KELSIE	80.82	80.82	0.96	79.86	77.16	2.70
E - COLE MEGAN	241.53	241.53	2.88	238.65	237.69	0.96
E - CONTRERAS ADRIANA	122.20	122.20	1.46	120.74	118.45	2.29
E - CORBIN CHELSEA	1,480.00	1,480.00	17.66	1,462.34	1,459.90	2.43
E - CORMIER MAGGIE	712.72	712.72	8.51	704.21	701.39	2.82
E - CORONEL ANNETTE	198.62	198.62	2.37	196.25	195.92	0.33
E - CORTES_OQUENDO EVELYNE	1,378.11	1,378.11	16.45	1,361.66	1,356.21	5.45
E - CORVERA VANESSA	241.92	241.92	2.89	239.03	228.91	10.12
E - COSSETTE CAMILLE	769.60	769.60	9.19	760.41	757.37	3.04
E - COTE NOEMIE	853.61	853.61	10.19	843.42	840.04	3.38
E - COUSINEAU SOPHIE_PASCALE	3,082.52	2,204.23	26.31	2,177.92	2,041.14	136.79
E - COUTURE JONATHAN	1,312.50	1,312.50	15.67	1,296.83	1,291.64	5.19
E - COUTURE LYSSA	1,353.03	1,353.03	16.15	1,336.88	1,331.52	5.36
E - COUTURE MAUDE	1,911.24	1,835.06	21.90	1,813.16	1,798.59	14.56
E - CRAIG CHELSEA	1,820.00	1,806.30	21.56	1,784.74	1,771.57	13.17
E - CROSKERY CARA	4,412.65	2,623.47	31.31	2,592.16	2,316.57	275.59
E - CROTEAU FELIX	949.44	949.44	11.33	938.11	934.35	3.76
E - CUI AIGE(EMMA)	99.97	99.97	1.19	98.78	97.05	1.73
E - CUNANAN KIMBERLY	121.30	121.30	1.45	119.85	119.37	0.48
E - CURKOVIC STEVEN NICHOLAS	2,148.67	1,909.90	22.80	1,887.10	1,847.76	39.34
E - CUTTING ALEXANDRA	101.19	101.19	1.21	99.98	98.06	1.92
E - CYR_ROUSSEL AMELIE	2,272.86	1,949.04	23.26	1,925.78	1,873.48	52.30
E - CZUPRYNSKI ATHINA	615.38	615.38	7.34	608.04	605.60	2.44
E - D_MOHSENI SAMIRA	285.57	285.57	3.41	282.16	277.44	4.72
E - DABDOUB MONA	1,640.00	1,640.00	19.57	1,620.43	1,617.73	2.69
E - DABU CHRISTINA	2,220.28	1,932.47	23.06	1,909.40	1,862.59	46.81
E - DACOSTA DEBRA	6,129.82	3,164.70	37.77	3,126.92	2,672.15	454.77

Creditor	Claim	TOTAL DIVIDEND			Interim dividend (net of levy)	Final dividend (net of levy)
		Dividend	Levy	Payment		
E - DAGENBACH LINDA	9,599.40	4,258.26	50.82	4,207.43	3,390.61	816.83
E - DAHARI ADAM	147.63	147.63	1.76	145.87	143.76	2.11
E - DAHMANI NASSIMA	295.86	295.86	3.53	292.33	284.15	8.18
E - DALEY XANA	395.58	395.58	4.72	390.86	389.29	1.57
E - DAM LINH	7,679.98	3,653.29	43.60	3,609.68	2,993.15	616.53
E - DANIEL MICHELLE	673.92	673.92	8.04	665.88	656.37	9.51
E - DANIELS DEANA	561.42	561.42	6.70	554.72	553.80	0.92
E - DAO DANIEL	663.00	663.00	7.91	655.09	654.00	1.09
E - DARGIS MARIE_EVE	3,464.00	2,324.47	27.74	2,296.73	2,120.13	176.60
E - DASGUPTA ADRIJA	257.58	257.58	3.07	254.51	253.49	1.02
E - DASILVA KENADJA	102.96	102.96	1.23	101.73	97.43	4.30
E - DAUPHIN MARIE_CLAUDE	1,617.41	1,617.41	19.30	1,598.11	1,595.45	2.66
E - DE FRANCO ROSINA	1,882.22	1,825.91	21.79	1,804.12	1,792.58	11.54
E - DE GAGNE, ALICE KIET ANH	990.45	990.45	11.82	978.63	974.71	3.92
E - DE LA CHEVROTIERE REBECCA	3,077.27	2,202.58	26.29	2,176.29	2,040.05	136.24
E - DE_BOYER_DEGUILLES LAURA	6,461.52	3,269.24	39.02	3,230.22	2,740.84	489.39
E - DE_LEON_SOTO SAHARA	3,839.75	2,442.90	29.16	2,413.74	2,197.94	215.81
E - DE_LOS_SANTOS MELISSA	144.38	144.38	1.72	142.66	139.32	3.34
E - DE_VERA MEREDITH	141.45	141.45	1.69	139.76	139.20	0.56
E - DE_VERA WILMA	5,000.00	2,808.59	33.52	2,775.07	2,438.19	336.88
E - DECAM JUSTINE	902.52	902.52	10.77	891.75	888.17	3.58
E - DECLESIASTE NADIA	2,597.27	2,051.29	24.48	2,026.80	1,940.65	86.15
E - DEFREITAS TRIANA	71.13	71.13	0.85	70.28	68.68	1.60
E - DEGRANDMAISON VANESSA	5,076.92	2,832.84	33.81	2,799.03	2,454.12	344.90
E - DEHGhani NARGES	180.27	180.27	2.15	178.12	177.40	0.72
E - DEL ROSARIO JEWEL ALEXIS	137.23	137.23	1.64	135.59	135.05	0.54
E - DELORME MAGALIE	1,360.49	1,360.49	16.24	1,344.25	1,338.87	5.38
E - DELRUE ALEX	3,220.06	2,247.58	26.83	2,220.76	2,069.62	151.14
E - DELRUE SONIA	31,280.06	11,091.69	132.38	10,959.31	7,880.10	3,079.21
E - DEMIR AYSENUUR	1,608.91	1,608.91	19.20	1,589.71	1,583.34	6.37
E - DEMONSIER JEAN_CASTRA	3,881.41	2,456.03	29.31	2,426.72	2,206.56	220.15
E - DENG MICHELLE	265.13	265.13	3.16	261.97	260.92	1.05
E - DENISOV SASHA	5,920.01	3,098.57	36.98	3,061.58	2,628.70	432.88
E - DEO NAVNEEL	176.17	176.17	2.10	174.07	173.37	0.70
E - DEROY RAPHAEL	1,182.16	1,182.16	14.11	1,168.05	1,163.37	4.68
E - DERRIEN EVELYN	2,198.83	1,925.71	22.98	1,902.72	1,858.15	44.57
E - DESARAJU VENKATA	160.94	160.94	1.92	159.02	156.78	2.24
E - DESCHENES ANDREANE	997.12	997.12	11.90	985.22	981.27	3.95
E - DESCHENES AURELIE	1,891.04	1,828.69	21.83	1,806.87	1,794.41	12.46
E - DESJARDINS CARL	5,953.84	3,109.23	37.11	3,072.12	2,635.71	436.41
E - DESROCHERS MARILIE	1,437.63	1,437.63	17.16	1,420.47	1,414.78	5.69
E - DESSALINES KESBERLINE	1,371.93	1,371.93	16.37	1,355.56	1,350.12	5.44
E - DEWAR NICOLETTE	950.68	950.68	11.35	939.33	937.77	1.56
E - DHALIWAL ANMOL	281.55	281.55	3.36	278.19	277.07	1.12
E - DHALIWAL JASMIN	242.54	242.54	2.89	239.65	238.68	0.97
E - DHAMI AMANPREET	122.16	122.16	1.46	120.70	120.22	0.48
E - DHANJU BARKHA	140.41	140.41	1.68	138.73	138.18	0.55
E - DHILLON BIKRAM	180.79	180.79	2.16	178.63	177.92	0.71
E - DI_BARI ANGELIKA	222.56	222.56	2.66	219.90	219.02	0.88
E - DI_NOLA CHRISTINA	1,454.68	1,454.68	17.36	1,437.32	1,434.93	2.39
E - DIARRA TENIN_ALINE	788.48	788.48	9.41	779.07	775.95	3.12
E - DIAZ PABLO	6,615.40	3,317.74	39.60	3,278.15	2,772.70	505.44
E - DIEUDONNE CARINA	1,452.20	1,452.20	17.33	1,434.87	1,429.12	5.75

Creditor	Claim	TOTAL DIVIDEND			Interim dividend (net of levy)	Final dividend (net of levy)
		Dividend	Levy	Payment		
E - DIFABRIZIO LINDA	130.53	130.53	1.56	128.97	128.46	0.51
E - DIMAANO ALESSANDRA	782.68	782.68	9.34	773.34	772.05	1.29
E - DIMANCHE WENDLY	1,236.03	1,236.03	14.75	1,221.28	1,216.38	4.90
E - DIMBIO MOHAMED_ADDUL	4,342.40	2,601.33	31.05	2,570.28	2,302.02	268.26
E - DION JEREMY	9,600.03	4,258.46	50.83	4,207.63	3,390.74	816.89
E - DIONNE KELLY	7,692.32	3,657.17	43.65	3,613.52	2,995.70	617.82
E - DIOUBATE TOUMANY	3,297.60	2,272.02	27.12	2,244.90	2,085.67	159.23
E - DIXON ALANNA	144.59	144.59	1.73	142.86	140.24	2.62
E - DIXON TIPHANIE	194.82	194.82	2.33	192.49	189.50	2.99
E - DJEMA ISMA_IMENE	1,452.02	1,452.02	17.33	1,434.69	1,428.94	5.75
E - DOAN TRANG	19,041.82	7,234.37	86.35	7,148.03	5,345.88	1,802.14
E - DOBRE ALEXANDRA	2,987.19	2,174.19	25.95	2,148.24	2,021.39	126.84
E - DOLBEC_PROULX SAMUEL	1,655.12	1,655.12	19.75	1,635.37	1,628.81	6.56
E - DOLORIDO LILIANNE	3,840.00	2,442.98	29.16	2,413.82	2,197.99	215.83
E - DOLUNAY CANSU	949.45	949.45	11.33	938.12	936.56	1.56
E - DOMILOVSKA TETIANA	2,070.99	1,885.41	22.50	1,862.91	1,831.67	31.23
E - DOMINGUE_LANOUE MELISSA	1,552.50	1,552.50	18.53	1,533.97	1,527.82	6.15
E - DOSTIE VALENE	5,846.16	3,075.29	36.71	3,038.59	2,613.41	425.17
E - DOUFEXIS NIKOLITSA	148.78	148.78	1.78	147.00	140.79	6.21
E - DREW ASHLEY	424.05	424.05	5.06	418.99	417.31	1.68
E - DROLET JANIE	1,602.18	1,602.18	19.12	1,583.06	1,576.71	6.35
E - DROLET LAURA	727.06	727.06	8.68	718.38	715.50	2.88
E - DROLET STEPHANE	5,263.52	2,891.65	34.51	2,857.14	2,492.76	364.38
E - DUBE MYLENE	3,454.40	2,321.44	27.71	2,293.74	2,118.14	175.59
E - DUBOIN FLORIAN	9,470.51	4,217.63	50.34	4,167.29	3,363.92	803.38
E - DUBOIS MARIANNE	3,123.00	2,216.99	26.46	2,190.53	2,049.52	141.01
E - DUBOIS_RIENDEAU MALYKA	1,661.52	1,661.52	19.83	1,641.69	1,635.11	6.58
E - DUCASSE_AUDET JOANIE	2,064.07	1,883.23	22.48	1,860.75	1,830.24	30.51
E - DUDA NATALIA	125.65	125.65	1.50	124.15	121.43	2.72
E - DUFRESNE SABRINA	1,847.82	1,815.07	21.66	1,793.41	1,785.46	7.95
E - DUGGAN VICTORIA	80.53	80.53	0.96	79.57	77.32	2.25
E - DUGRE MIREILLE	393.30	393.30	4.69	388.61	387.05	1.56
E - DUHERIC AJSA	2,743.81	2,097.48	25.03	2,072.44	1,971.00	101.44
E - DUNLOP KYLE	3,769.14	2,420.64	28.89	2,391.75	2,183.32	208.44
E - DUPERVIL SABRINA	2,235.16	1,937.16	23.12	1,914.04	1,865.67	48.37
E - DUPONT CATHERINE	846.37	846.37	10.10	836.27	832.92	3.35
E - DUPONT_GOODE COURTNEY	3,109.06	2,212.60	26.41	2,186.19	2,046.63	139.56
E - DUQUETTE CLAIRE	3,026.41	2,186.55	26.10	2,160.45	2,029.52	130.93
E - DUQUETTE MARIEVE	1,200.60	1,200.60	14.33	1,186.27	1,181.52	4.75
E - DUROCHER JEROME	4,622.50	2,689.61	32.10	2,657.51	2,360.02	297.49
E - DUTKA BRANDON	750.35	750.35	8.96	741.39	738.42	2.97
E - DYMOND_NAYLER TRACY	14,035.30	5,656.39	67.51	5,588.88	4,309.17	1,279.71
E - DYOTTE LUC	4,342.40	2,601.33	31.05	2,570.28	2,302.02	268.26
E - EBRAHIMIKIA NEGAR	765.36	765.36	9.13	756.23	754.97	1.26
E - ECHEGUIA SARAI	338.04	338.04	4.03	334.01	333.45	0.56
E - EDDY JANICE	8,923.08	4,045.09	48.28	3,996.81	3,250.56	746.25
E - EDELBY VANESSA	1,169.80	1,169.80	13.96	1,155.84	1,151.21	4.63
E - ELLIS JAELIN	173.79	173.79	2.07	171.72	171.03	0.69
E - ELLIS REBECCA	226.64	226.64	2.71	223.93	214.47	9.46
E - ELLISON SHAELYNN	154.78	154.78	1.85	152.93	152.32	0.61
E - ELMAKIAS MOSHE_GOLAN	2,042.86	1,876.55	22.40	1,854.15	1,825.85	28.30
E - ELMOBAYED_LANGEVIN ISMAEL	2,104.88	1,896.09	22.63	1,873.46	1,838.69	34.77
E - ENGLISH ALYSHA	409.92	409.92	4.89	405.03	404.35	0.67

Creditor	Claim	TOTAL DIVIDEND			Interim dividend (net of levy)	Final dividend (net of levy)
		Dividend	Levy	Payment		
E - EPEMA LAUREN	267.51	267.51	3.19	264.32	260.63	3.69
E - ERB TOMASZ	216.95	216.95	2.59	214.36	210.48	3.88
E - ESPANA STEFANIE	1,279.26	1,279.26	15.27	1,263.99	1,258.93	5.06
E - ESPIN ERIKA_ANALIA	3,303.53	2,273.89	27.14	2,246.75	2,086.90	159.85
E - ESPIN MATIAS	1,622.33	1,622.33	19.36	1,602.97	1,600.30	2.67
E - ESPIN MONSERRAT	1,607.70	1,607.70	19.19	1,588.51	1,585.87	2.64
E - ESPINOSA LORENZO	334.93	334.93	4.00	330.93	330.38	0.55
E - ESPINOZA ANGELA_VERONICA	2,551.21	2,036.77	24.31	2,012.46	1,931.11	81.35
E - ESPOSO KAITLYNN	3,508.36	2,338.45	27.91	2,310.54	2,129.32	181.22
E - ESQUIBAL JOHN_VINCENT	310.63	310.63	3.71	306.92	300.33	6.59
E - ESQUIVEL JESSIKA	847.64	847.64	10.12	837.52	836.13	1.39
E - ET_TALAOUI MHAMED	4,342.40	2,601.33	31.05	2,570.28	2,302.02	268.26
E - FAGIN LINDSAY	562.61	562.61	6.72	555.89	554.97	0.92
E - FARHAT FAHAD	11,001.74	4,700.26	56.10	4,644.16	3,681.00	963.16
E - FARRO EDELENE	221.78	221.78	2.65	219.13	218.25	0.88
E - FEIZI YALDA	859.67	859.67	10.26	849.41	848.00	1.41
E - FELIX SADRAC_AMOS	203.25	203.25	2.43	200.82	200.02	0.80
E - FELLS DONDRAE	964.23	964.23	11.51	952.72	948.90	3.82
E - FERREIRA ASHLEY	811.28	811.28	9.68	801.60	800.26	1.33
E - FIGUIGUI ABDELHAK	1,216.16	1,216.16	14.52	1,201.64	1,196.83	4.81
E - FILIPPELLI CARMELA	5,056.41	2,826.37	33.73	2,792.64	2,449.88	342.76
E - FINELLI VICTOR	2,158.19	1,912.90	22.83	1,890.07	1,849.73	40.33
E - FISHER SHIELA	971.28	971.28	11.59	959.69	955.84	3.85
E - FLIAGUINE OLGA	1,477.31	1,477.31	17.63	1,459.68	1,453.83	5.85
E - FLORENDO DANICA_LYSSA	1,029.70	1,029.70	12.29	1,017.41	1,013.33	4.08
E - FLORES GERSON	801.93	801.93	9.57	792.36	791.04	1.32
E - FLORES_ALVARADO RAUL_REYNALDO	4,342.40	2,601.33	31.05	2,570.28	2,302.02	268.26
E - FLOREZ ELIZABETH	2,958.65	2,165.19	25.84	2,139.35	2,015.48	123.86
E - FONTANA CRISTINA	1,991.39	1,860.32	22.20	1,838.12	1,815.19	22.93
E - FORTE PETRA	1,067.26	1,067.26	12.74	1,054.52	1,052.77	1.75
E - FORTIN ZACHARY	1,960.16	1,850.48	22.09	1,828.39	1,808.72	19.67
E - FOSCO LUCIA	18,461.52	7,051.47	84.16	6,967.31	5,225.72	1,741.59
E - FOURMAS LEILA	1,927.92	1,840.32	21.97	1,818.35	1,802.05	16.31
E - FOURNIER_TREMBLAY MORGANE	930.49	930.49	11.11	919.38	915.70	3.68
E - FRANZKE KELSEA	144.30	144.30	1.72	142.58	142.01	0.57
E - FULLER BRANDON	288.96	288.96	3.45	285.51	285.04	0.47
E - GACKOU ASTA_OUSSEY	4,342.40	2,601.33	31.05	2,570.28	2,302.02	268.26
E - GAGNE FRANCISCA	1,639.37	1,639.37	19.57	1,619.80	1,617.11	2.69
E - GAGNE JOANNIE	6,505.24	3,283.02	39.18	3,243.84	2,749.89	493.95
E - GAGNON VANESSA	1,079.42	1,079.42	12.88	1,066.54	1,062.26	4.28
E - GAGNON_DUMONT ELOISE	2,118.30	1,900.32	22.68	1,877.64	1,841.47	36.17
E - GAILLARD KARINE	6,615.36	3,317.73	39.60	3,278.13	2,772.69	505.44
E - GAMACHE JASMINE	1,757.89	1,757.89	20.98	1,736.91	1,729.95	6.96
E - GANIKHANOVA NARGIZA(NARA)	11,399.99	4,825.78	57.60	4,768.18	3,763.46	1,004.72
E - GANTALA LEONILA	1,157.50	1,157.50	13.82	1,143.68	1,139.10	4.58
E - GARANT ISABELLE	1,209.78	1,209.78	14.44	1,195.34	1,190.55	4.79
E - GARCIA MENA	227.46	227.46	2.71	224.75	223.84	0.91
E - GARCIA_ACEVEDO SHIRLEY	5,071.71	2,831.20	33.79	2,797.40	2,453.04	344.36
E - GARNEAU SANDRA	3,823.98	2,437.93	29.10	2,408.83	2,194.67	214.16
E - GARRETT STEVE	7,679.98	3,653.29	43.60	3,609.68	2,993.15	616.53
E - GAUMOND YVAN	6,615.40	3,317.74	39.60	3,278.15	2,772.70	505.44
E - GAUTHIER ROXANNE	4,023.45	2,500.80	29.85	2,470.95	2,235.98	234.97
E - GAWRI PRIYA	1,136.08	1,136.08	13.56	1,122.52	1,120.65	1.87



Creditor	Claim	TOTAL DIVIDEND			Interim dividend (net of levy)	Final dividend (net of levy)
		Dividend	Levy	Payment		
E - GELINAS LOUISE	9,124.96	4,108.72	49.04	4,059.68	3,292.36	767.32
E - GELINAS VERONIQUE	4,289.71	2,584.72	30.85	2,553.87	2,291.11	262.76
E - GENDRON JUSTINE	1,656.06	1,656.06	19.77	1,636.29	1,629.74	6.55
E - GENEST KARINE	1,309.54	1,309.54	15.63	1,293.91	1,288.73	5.18
E - GENTILE SHARON	1,749.12	1,749.12	20.88	1,728.24	1,725.37	2.87
E - GENTZOGLANIS ALEXANDRA	2,520.00	2,026.93	24.19	2,002.74	1,924.65	78.09
E - GERASHCHENKO EKATERINA	2,746.18	2,098.22	25.04	2,073.18	1,971.49	101.69
E - GERMAIN ROBERTA STACHY	2,003.21	1,864.05	22.25	1,841.80	1,817.64	24.16
E - GHAFOURI MOLLY	1,017.92	1,017.92	12.15	1,005.77	1,004.10	1.67
E - GHAMMACHE RYAN	3,070.78	2,200.53	26.26	2,174.27	2,038.70	135.56
E - GHANI SHAMAYEL	766.40	766.40	9.15	757.25	755.99	1.26
E - GHARZAI NAHID	4,648.26	2,697.73	32.20	2,665.53	2,365.36	300.17
E - GHEBREYESUS SARON	475.49	475.49	5.68	469.81	467.93	1.88
E - GHULOM_FORUQ SILSILA	1,511.93	1,511.93	18.05	1,493.88	1,491.40	2.48
E - GIARD_BOUCHER CAMILLE	1,778.82	1,778.82	21.23	1,757.59	1,750.55	7.04
E - GIBSON BOBBI	127.04	127.04	1.52	125.52	122.87	2.65
E - GILL VISAKHA	1,683.78	1,683.78	20.10	1,663.68	1,660.92	2.77
E - GILLIS STACEY	12,307.68	5,111.87	61.01	5,050.86	3,951.42	1,099.44
E - GIRARD CLAUDE_EMILIE	3,640.23	2,380.01	28.41	2,351.61	2,156.62	194.99
E - GIRARD CORA_LOUISE	2,264.14	1,946.29	23.23	1,923.06	1,871.67	51.39
E - GIROUX VANESSA	5,169.58	2,862.04	34.16	2,827.88	2,473.31	354.57
E - GLAVIND EMMA	137.19	137.19	1.64	135.55	135.01	0.54
E - GLINSKI NATALIA	52.53	52.53	0.63	51.90	50.51	1.39
E - GNAEGI FERDINAND	9,230.76	4,142.07	49.44	4,092.63	3,314.27	778.36
E - GOH ELECIA	8,378.13	3,873.33	46.23	3,827.10	3,137.72	689.39
E - GOMORI GABRIELLA	4,010.90	2,496.84	29.80	2,467.04	2,233.38	233.66
E - GONG ROBERT	120.58	120.58	1.44	119.14	116.14	3.00
E - GONTMACHER ROMAN	3,010.77	2,181.62	26.04	2,155.58	2,026.28	129.30
E - GONZALEZ CYNTHIA	1,961.55	1,850.92	22.09	1,828.83	1,809.01	19.81
E - GOODE KELSEY	382.50	382.50	4.57	377.93	376.42	1.51
E - GOUANDJIA ANNA_CLAURIE	969.11	969.11	11.57	957.54	953.71	3.83
E - GRAGERA ADRIANE	139.72	139.72	1.67	138.05	137.50	0.55
E - GRANILLO SHARI	5,769.24	3,051.05	36.42	3,014.63	2,597.48	417.15
E - GRANTHAM_PAULIN FLORENCE	691.38	691.38	8.25	683.13	680.39	2.74
E - GRAVEL AMELIE	818.18	818.18	9.77	808.41	805.18	3.23
E - GREGORIO GARRY	1,480.00	1,480.00	17.66	1,462.34	1,459.90	2.43
E - GREWAL SIMRAT	839.92	839.92	10.02	829.90	826.57	3.33
E - GRIFAL NICOLA	556.23	556.23	6.64	549.59	547.39	2.20
E - GRONDIN PHILIPPE	3,229.17	2,250.45	26.86	2,223.59	2,071.50	152.09
E - GROSSETT KATHRYN	2,061.21	1,882.33	22.47	1,859.86	1,829.65	30.21
E - GUESCHIER_GERVAIS SIMON	1,626.96	1,626.96	19.42	1,607.54	1,601.10	6.44
E - GUIEB ARNIE(THERESE)	99.01	99.01	1.18	97.83	97.44	0.39
E - GUILLEMETTE EMILIE	1,002.07	1,002.07	11.96	990.11	986.14	3.97
E - GUILLET MERCEDES	115.71	115.71	1.38	114.33	113.87	0.46
E - GUILMAIN GENEVIEVE	1,124.70	1,124.70	13.42	1,111.28	1,106.82	4.46
E - GUINDON SABRINA	1,371.72	1,371.72	16.37	1,355.35	1,349.92	5.43
E - GUINOCHET BERNADETTE	3,042.47	2,191.61	26.16	2,165.45	2,032.84	132.61
E - GUIE_THERIAULT MARIE_MICHELE	159.71	159.71	1.91	157.80	157.17	0.63
E - GUTIERREZ REBECA	5,846.16	3,075.29	36.71	3,038.59	2,613.41	425.17
E - GWYNNE ELLIOTT	215.04	215.04	2.57	212.47	207.71	4.76
E - HABELRIH SUZANNE	1,637.62	1,637.62	19.55	1,618.07	1,611.59	6.48
E - HABTEMIKAEL MICAL	155.93	155.93	1.86	154.07	150.78	3.29
E - HACHE JILL	5,295.54	2,901.74	34.63	2,867.11	2,499.39	367.72

Creditor	Claim	TOTAL DIVIDEND			Interim dividend (net of levy)	Final dividend (net of levy)
		Dividend	Levy	Payment		
E - HADDAD SHAHRZAD	86.35	86.35	1.03	85.32	84.04	1.28
E - HAESSNER SHANNON	2,313.35	1,961.80	23.42	1,938.39	1,881.86	56.53
E - HAGADORN DYLAN	191.66	191.66	2.29	189.37	183.86	5.51
E - HAIDARA NASSER	4,342.40	2,601.33	31.05	2,570.28	2,302.02	268.26
E - HALL NICOLE	3,180.00	2,234.96	26.68	2,208.28	2,061.32	146.96
E - HAMEL MARIE_CLAUDE	1,845.25	1,814.26	21.65	1,792.61	1,784.93	7.68
E - HAMID BABALISK(LILY)	163.43	163.43	1.95	161.48	157.89	3.59
E - HAMILTON JULIA	1,084.11	1,084.11	12.94	1,071.17	1,069.39	1.78
E - HAMMOND BRITTANY	571.07	571.07	6.82	564.25	561.99	2.26
E - HANKIR LAYAL	1,298.67	1,298.67	15.50	1,283.17	1,278.03	5.14
E - HANLY KELSEY	129.84	129.84	1.55	128.29	124.41	3.88
E - HARDY NICOLAS	2,540.64	2,033.44	24.27	2,009.17	1,928.93	80.24
E - HARMINA JASMINE	285.25	285.25	3.40	281.85	281.38	0.47
E - HARNARINE ALEXIA	186.45	186.45	2.23	184.22	180.31	3.91
E - HARPER RUDY	730.77	730.77	8.72	722.05	719.15	2.90
E - HARRISON SHAWN	4,326.92	2,596.45	30.99	2,565.46	2,298.82	266.64
E - HARUTYUNYAN GOHAR	742.79	742.79	8.87	733.92	732.70	1.22
E - HARVEY AUDREY	11,538.44	4,869.42	58.12	4,811.30	3,792.13	1,019.17
E - HARVEY ELIZABETH	481.07	481.07	5.74	475.33	473.42	1.91
E - HARVEY VERONIQUE	2,345.00	1,971.78	23.53	1,948.24	1,888.41	59.83
E - HASSANI NILLAB	1,275.79	1,275.79	15.23	1,260.56	1,255.51	5.05
E - HATIMI MOUNIA	18,461.56	7,051.48	84.16	6,967.32	5,225.73	1,741.59
E - HATTAB JASMINE	1,732.59	1,732.59	20.68	1,711.91	1,705.05	6.86
E - HAVRILENKO COLLEEN	2,307.69	1,960.02	23.39	1,936.62	1,880.69	55.93
E - HAVRILENKO NATASHA	80.62	80.62	0.96	79.66	79.34	0.32
E - HAYEK CELINE	178.98	178.98	2.14	176.84	176.14	0.70
E - HE PINGE_SABRINA	136.40	136.40	1.63	134.77	134.23	0.54
E - HEATH CADINA	506.09	506.09	6.04	500.05	490.14	9.91
E - HEBERT DOMINIQUE	5,877.40	3,085.14	36.82	3,048.32	2,619.88	428.43
E - HEBERT GABRIELLE	119.96	119.96	1.43	118.53	118.05	0.48
E - HELINSKI ANDREW	396.21	396.21	4.73	391.48	382.91	8.57
E - HELMSONWELLER MARGARETE	1,161.33	1,161.33	13.86	1,147.47	1,142.87	4.60
E - HENRIQUES CATHY	5,200.00	2,871.63	34.27	2,837.36	2,479.61	357.75
E - HENRY ADRIANA	477.87	477.87	5.70	472.17	471.38	0.79
E - HENSEN AMANDA	276.58	276.58	3.30	273.28	264.31	8.97
E - HERNANDEZ_ MONTIEL ISRAEL	8,461.56	3,899.63	46.54	3,853.08	3,154.99	698.09
E - HO WING_YIN (NICOLE)	183.80	183.80	2.19	181.61	180.88	0.73
E - HOACH JENNIFER	8,338.81	3,860.94	46.08	3,814.86	3,129.57	685.28
E - HODROJ BATOUL	978.78	978.78	11.68	967.10	965.49	1.61
E - HOLMES KODY	265.77	265.77	3.17	262.60	257.76	4.84
E - HOLTON KATHERINE	10,000.00	4,384.52	52.33	4,332.19	3,473.56	858.63
E - HOLTZMAN ALEXANDR	148.23	148.23	1.77	146.46	142.35	4.11
E - HONOUR SARAH	3,050.32	2,194.08	26.19	2,167.90	2,034.47	133.43
E - HOOSAIN MALCOLM	10,897.88	4,667.52	55.71	4,611.81	3,659.49	952.32
E - HOPKINS EMMA	2,560.00	2,039.54	24.34	2,015.20	1,932.45	82.74
E - HOU CHING_JUNG(KAREN)	276.29	276.29	3.30	272.99	271.90	1.09
E - HOULD_MASSICOTTE ROSALIE	1,218.29	1,218.29	14.54	1,203.75	1,198.93	4.82
E - HOULE CARRIERE ROSALIE	1,362.38	1,362.38	16.26	1,346.12	1,340.73	5.39
E - HSIEH ANDY	170.77	170.77	2.04	168.73	168.06	0.67
E - HSU VICKIE	448.41	448.41	5.35	443.06	442.32	0.74
E - HUANG LILY	155.21	155.21	1.85	153.36	152.74	0.62
E - HUANG YA(IVY)	135.21	135.21	1.61	133.60	133.06	0.54
E - HUYHN KINH-LUYEN	82.78	82.78	0.99	81.79	78.33	3.46

Creditor	Claim	TOTAL DIVIDEND			Interim dividend (net of levy)	Final dividend (net of levy)
		Dividend	Levy	Payment		
E - IBRAHIM NADA	1,521.66	1,521.66	18.16	1,503.50	1,501.00	2.50
E - ICARO BERNADETTE	3,021.13	2,184.88	26.08	2,158.80	2,028.42	130.38
E - IDREES MARIAM	1,226.31	1,226.31	14.64	1,211.67	1,209.66	2.01
E - ILAGAN ROXANNE	102.39	102.39	1.22	101.17	100.76	0.41
E - ILAGAN RYAN	102.16	102.16	1.22	100.94	100.54	0.40
E - INGROLE ASAVARI	106.78	106.78	1.27	105.51	105.08	0.43
E - INKSTER DREW	1,057.69	1,057.69	12.62	1,045.07	1,040.88	4.19
E - INTON MARICRIS	2,289.08	1,954.15	23.32	1,930.83	1,876.83	53.99
E - IRIKEN MARAL	1,072.73	1,072.73	12.80	1,059.93	1,058.16	1.76
E - IRWIN JESSIE	293.74	293.74	3.51	290.23	281.45	8.78
E - ISKANDER LIZA	141.46	141.46	1.69	139.77	134.88	4.89
E - ISLAM LAMIA	186.11	186.11	2.22	183.89	179.93	3.96
E - JABAKHANJI NOUR	1,740.57	1,740.57	20.77	1,719.80	1,712.90	6.90
E - JACKSHAW REBECCA_DAWN	15,944.44	6,258.12	74.69	6,183.43	4,704.50	1,478.93
E - JACKSON ALEX	366.24	366.24	4.37	361.87	361.27	0.60
E - JACOBSON CAROLINE	345.11	345.11	4.12	340.99	340.42	0.57
E - JAIMES JESSICA	1,525.97	1,525.97	18.21	1,507.76	1,505.25	2.51
E - JAMAHKHAN PARWEZ	157.74	157.74	1.88	155.86	155.23	0.63
E - JAMES MARLON	887.01	887.01	10.59	876.42	874.97	1.46
E - JAMORA CARL	123.48	123.48	1.47	122.01	121.52	0.49
E - JANNAT_MAKAN_ESFAHAN SHABNAM	1,012.71	1,012.71	12.09	1,000.62	998.96	1.66
E - JANTZ EMMA	298.52	298.52	3.56	294.96	293.78	1.18
E - JARDINE DEVON	730.77	730.77	8.72	722.05	719.15	2.90
E - JEANNOTTE CATHERINE	707.96	707.96	8.45	699.51	696.71	2.80
E - JETTE MARIE LAURENCE	1,242.00	1,242.00	14.82	1,227.18	1,222.26	4.92
E - JIANG YUCHEN	699.75	699.75	8.35	691.40	690.25	1.15
E - JIMENEZ INGRID	4,068.50	2,515.00	30.02	2,484.98	2,245.31	239.68
E - JOACHIN LYNDA	2,451.53	2,005.35	23.93	1,981.42	1,910.47	70.94
E - JOHNSON ERICA	13,364.31	5,444.90	64.99	5,379.92	4,170.22	1,209.70
E - JOHNSON ZACHARY	243.94	243.94	2.91	241.03	230.82	10.21
E - JOLY LISA	3,194.43	2,239.50	26.73	2,212.77	2,064.31	148.47
E - JONES CHANDRA	1,731.74	1,731.74	20.67	1,711.07	1,708.23	2.84
E - JONES NATALIE	128.80	128.80	1.54	127.26	124.95	2.31
E - JOSEPH ALTHEA	293.79	293.79	3.51	290.28	285.07	5.21
E - JOSHI MUNJAL	165.86	165.86	1.98	163.88	160.41	3.47
E - JOYIA KHANSA	124.47	124.47	1.49	122.98	117.78	5.20
E - JULIEN CAMILLE	1,806.00	1,801.89	21.51	1,780.38	1,771.45	8.93
E - JUMA RAGHDA	865.89	865.89	10.33	855.56	854.13	1.42
E - JUSTE JENNY	1,336.78	1,336.78	15.96	1,320.82	1,315.53	5.29
E - KABANDA AURORE	305.87	305.87	3.65	302.22	301.01	1.21
E - KABASELE LAURA	2,188.20	1,922.36	22.94	1,899.41	1,855.95	43.47
E - KABBARA WAFAA	1,967.92	1,852.93	22.12	1,830.81	1,810.33	20.48
E - KACHKOUCHE DOHA	2,215.28	1,930.89	23.05	1,907.84	1,861.55	46.29
E - KALFIC BOJANA	1,360.00	1,360.00	16.23	1,343.77	1,341.53	2.23
E - KAMSTRA_LLOYD KELLY	15,697.50	6,180.29	73.76	6,106.53	4,653.36	1,453.16
E - KAN LEEANNA	634.62	634.62	7.57	627.05	624.53	2.52
E - KANAGESHWARAN KARTHIKAINI	1,178.72	1,178.72	14.07	1,164.65	1,162.72	1.94
E - KANDALFT JULIE	184.61	184.61	2.20	182.41	181.68	0.73
E - KANOU ELIE_BRIAN	1,542.15	1,542.15	18.41	1,523.74	1,517.64	6.10
E - KAO RACHEL	165.41	165.41	1.97	163.44	158.06	5.38
E - KAPY STEPHIE	1,189.36	1,189.36	14.20	1,175.16	1,170.46	4.70
E - KARAN JELENA	1,331.40	1,331.40	15.89	1,315.51	1,313.32	2.19
E - KARARAJ_MANAJ BORA	358.74	358.74	4.28	354.46	353.87	0.59

Creditor	Claim	TOTAL DIVIDEND			Interim dividend (net of levy)	Final dividend (net of levy)
		Dividend	Levy	Payment		
E - KARBASI KIMIA	109.47	109.47	1.31	108.16	106.26	1.90
E - KARIMIAN ROSTAM	3,325.99	2,280.97	27.22	2,253.75	2,091.55	162.19
E - KARMALI SHAFIQUE	32,174.25	11,373.53	135.75	11,237.78	8,065.26	3,172.52
E - KASAPYAN KAROLIN	8,574.38	3,935.19	46.97	3,888.22	3,178.35	709.86
E - KASIM SARAH	1,764.56	1,764.56	21.06	1,743.50	1,740.60	2.90
E - KASSA HELEN	2,676.90	2,076.39	24.78	2,051.60	1,957.14	94.46
E - KASSAS MARIE_LYNN	2,099.36	1,894.35	22.61	1,871.74	1,837.55	34.20
E - KAUMAR STEPHANIE	162.97	162.97	1.95	161.02	160.38	0.64
E - KAUSHAL ROHIT	15,359.97	6,073.91	72.49	6,001.41	4,583.47	1,417.94
E - KAWALL LISA	2,452.00	2,005.50	23.94	1,981.56	1,910.57	70.99
E - KAWTHER DJARI	2,154.15	1,911.62	22.82	1,888.81	1,848.89	39.91
E - KAY_LOMBARD DIANNE	864.25	864.25	10.32	853.93	852.52	1.42
E - KAZMI BASSIT_JOSEPH	1,129.28	1,129.28	13.48	1,115.80	1,111.33	4.47
E - KEIM HANNAH	107.25	107.25	1.28	105.97	105.55	0.42
E - KELLY JEREMY	129.15	129.15	1.54	127.61	127.10	0.51
E - KENA ELODY	1,875.40	1,823.76	21.77	1,802.00	1,791.17	10.82
E - KENNEY JEAN_PHILIPPE	1,295.82	1,295.82	15.47	1,280.35	1,275.22	5.13
E - KENSY HEATHER	346.67	346.67	4.14	342.53	335.79	6.74
E - KERR LEAH	115.32	115.32	1.38	113.94	111.28	2.66
E - KERR MALIKA	109.94	109.94	1.31	108.63	106.72	1.91
E - KHALAF ABRAHIM_HASSAN	442.72	442.72	5.28	437.44	436.71	0.73
E - KHAN NAJVIA	1,150.95	1,150.95	13.74	1,137.21	1,135.32	1.89
E - KHAN SANIA	100.00	100.00	1.19	98.81	98.41	0.40
E - KHAN ZAIN_ALI	2,087.50	1,890.62	22.57	1,868.05	1,835.09	32.96
E - KHANGURA JAGMEET	111.44	111.44	1.33	110.11	109.67	0.44
E - KHEDDIOUI IMANE	5,538.48	2,978.32	35.55	2,942.77	2,549.70	393.07
E - KHOHSAL FEROUZA	1,919.91	1,837.79	21.93	1,815.86	1,800.39	15.47
E - KHOSHABA RAMZIA	8,672.44	3,966.09	47.34	3,918.76	3,198.66	720.10
E - KHUDHAIR HAMAD	2,842.50	2,128.58	25.41	2,103.18	1,991.43	111.74
E - KIMMEL TANYA	709.46	709.46	8.47	700.99	699.83	1.17
E - KINDZER SOFIYA	2,220.00	1,932.38	23.06	1,909.31	1,862.53	46.78
E - KIROLOV IVO	231.99	231.99	2.77	229.22	225.92	3.30
E - KIROUAC KARINA	689.17	689.17	8.23	680.94	678.22	2.72
E - KITCHEN CATHY	4,692.90	2,711.80	32.37	2,679.43	2,374.60	304.83
E - KLASSEN BETHLYN	286.82	286.82	3.42	283.40	282.26	1.14
E - KLENINA EKATERINA	161.96	161.96	1.93	160.03	156.97	3.06
E - KODIKARA_GAMAGE HESHANI	178.02	178.02	2.12	175.90	172.10	3.80
E - KOOLMAN KATIE	868.89	868.89	10.37	858.52	855.08	3.44
E - KORNOBIS EMILLY	3,752.54	2,415.41	28.83	2,386.58	2,179.88	206.70
E - KOUCHKARIAN CHRISTINE	1,349.14	1,349.14	16.10	1,333.04	1,327.70	5.34
E - KOZIEL MAGDALENA	9,797.36	4,320.65	51.57	4,269.08	3,431.60	837.48
E - KRANE HARRY	4,342.40	2,601.33	31.05	2,570.28	2,302.02	268.26
E - KROCHAK KEVIN	5,509.98	2,969.33	35.44	2,933.89	2,543.80	390.09
E - LABBE MARIO	9,697.84	4,289.29	51.19	4,238.09	3,410.99	827.10
E - LABONTE ALYNN	7,360.00	3,552.43	42.40	3,510.03	2,926.89	583.14
E - LABRADA YINET	126.74	126.74	1.51	125.23	121.72	3.51
E - LACASSE BARBARA_SOPHIE	321.00	321.00	3.83	317.17	315.90	1.27
E - LACHAPELLE AMELIE	1,505.92	1,505.92	17.97	1,487.95	1,481.98	5.97
E - LACOMBE SYLVIE	1,393.21	1,393.21	16.63	1,376.58	1,371.07	5.51
E - LACROIX EMILIE	893.20	893.20	10.66	882.54	879.00	3.54
E - LACROIX KARINE	4,538.48	2,663.13	31.79	2,631.34	2,342.63	288.72
E - LADHAR SUKHBINDER	797.26	797.26	9.52	787.74	784.59	3.15
E - LAFERRIERE PIER_OLIVIER	4,124.06	2,532.51	30.23	2,502.28	2,256.81	245.47

Creditor	Claim	TOTAL DIVIDEND			Interim dividend (net of levy)	Final dividend (net of levy)
		Dividend	Levy	Payment		
E - LAFONTAINE MIREILLE	3,068.88	2,199.93	26.26	2,173.68	2,038.31	135.36
E - LAFONTANT MICHEL	1,505.76	1,505.76	17.97	1,487.79	1,481.83	5.96
E - LAGAULT BAILEY	130.75	130.75	1.56	129.19	128.67	0.52
E - LAHAIE_CALVE AMELIE	1,207.06	1,207.06	14.41	1,192.65	1,187.87	4.78
E - LAI LAVAL	8,240.00	3,829.80	45.71	3,784.08	3,109.11	674.97
E - LAI TZU-HEN	201.16	201.16	2.40	198.76	197.96	0.80
E - LAILNA BALREEN	104.60	104.60	1.25	103.35	101.35	2.00
E - LAINE ELIGENE	4,342.40	2,601.33	31.05	2,570.28	2,302.02	268.26
E - LAJOIE NATHALIE	5,307.68	2,905.57	34.68	2,870.89	2,501.91	368.98
E - LAKHDHAR ICHRAK	1,703.80	1,703.80	20.34	1,683.46	1,676.72	6.74
E - LALOUI YOUSSEF	1,331.02	1,331.02	15.89	1,315.13	1,312.95	2.19
E - LAMBERT MARTINE	6,936.88	3,419.07	40.81	3,378.26	2,839.27	538.99
E - LAMBERT SONIA	3,087.20	2,205.71	26.33	2,179.38	2,042.10	137.28
E - LAMER MAUDE	943.92	943.92	11.27	932.65	928.92	3.73
E - LAMONTAGNE SARAH_MYRIAM	1,410.56	1,410.56	16.84	1,393.72	1,388.14	5.58
E - LAMOUREUX ADELE	2,060.67	1,882.16	22.46	1,859.69	1,829.54	30.16
E - LANDRY_LARUE VERONIQUE	7,924.24	3,730.27	44.52	3,685.75	3,043.73	642.02
E - LANDY MARR KATS LLP IN TRUST RE: DIKAYA SVETLANA	12,556.48	5,190.29	61.95	5,128.34	4,002.94	1,125.40
E - LANG MARISSA	347.35	347.35	4.15	343.20	337.82	5.38
E - LANGEVIN NOEMIE	1,087.30	1,087.30	12.98	1,074.32	1,070.02	4.30
E - LANGLAIS JENNIFER	1,535.94	1,535.94	18.33	1,517.61	1,511.53	6.08
E - LANGLOIS NANCY	1,200.60	1,200.60	14.33	1,186.27	1,181.52	4.75
E - LANGLOIS STEPHANIE	2,808.64	2,117.91	25.28	2,092.63	1,984.42	108.21
E - LAOUZAI LEILA	6,923.08	3,414.72	40.76	3,373.96	2,836.41	537.55
E - LAPERRIERE MARTIN	6,923.08	3,414.72	40.76	3,373.96	2,836.41	537.55
E - LAPOINTE WINA	1,972.62	1,854.41	22.13	1,832.27	1,811.30	20.97
E - LARA_AGUILAR MARIA_ISABEL	4,342.40	2,601.33	31.05	2,570.28	2,302.02	268.26
E - LARIN ANTON	777.96	777.96	9.29	768.67	765.59	3.08
E - LAROCHELLE ANNE_MARIE	4,342.40	2,601.33	31.05	2,570.28	2,302.02	268.26
E - LAROCHELLE BRUNO	9,338.48	4,176.02	49.84	4,126.18	3,336.58	789.60
E - LARRAGUIBEL_CORTES CHRISTOPHER	1,084.68	1,084.68	12.95	1,071.73	1,067.44	4.29
E - LASALLE_LAURIN SHANELLE	1,614.54	1,614.54	19.27	1,595.27	1,588.88	6.39
E - LASORSA SABRINA	5,846.16	3,075.29	36.71	3,038.59	2,613.41	425.17
E - LAU JASMINE	219.23	219.23	2.62	216.61	215.75	0.86
E - LAURIOLA SAMANTHA	963.02	963.02	11.49	951.53	947.71	3.82
E - LAVERGNE JENNIFER	6,461.52	3,269.24	39.02	3,230.22	2,740.84	489.39
E - LAWRENCE CHERRELLE	954.96	954.96	11.40	943.56	941.99	1.57
E - LAWRENCE DANIEL	7,840.69	3,703.94	44.21	3,659.73	3,026.43	633.30
E - LAYAL RAMANDEEP	751.98	751.98	8.98	743.00	732.56	10.44
E - LAZAR DONIA (ANTONIA)	156.23	156.23	1.86	154.37	153.75	0.62
E - LE TINA	755.53	755.53	9.02	746.51	745.27	1.24
E - LEANG EMILY	2,024.65	1,870.81	22.33	1,848.48	1,822.08	26.40
E - LEBLANC KIM	1,979.81	1,856.67	22.16	1,834.51	1,812.79	21.72
E - LECLAIR CHRISTINE	1,280.00	1,280.00	15.28	1,264.72	1,259.65	5.07
E - LEDUC JENNIFER	2,223.20	1,933.39	23.08	1,910.31	1,863.19	47.12
E - LEDUC VALERIE	531.30	531.30	6.34	524.96	522.86	2.10
E - LEE GLENN	17,226.64	6,662.25	79.52	6,582.74	4,970.01	1,612.73
E - LEE IVAN	1,269.23	1,269.23	15.15	1,254.08	1,249.06	5.02
E - LEE JENNIFER	7,045.06	3,453.17	41.22	3,411.95	2,861.67	550.28
E - LEES CARAH	334.60	334.60	3.99	330.61	329.28	1.33
E - LEFEBVRE ALEXANDRE	1,698.23	1,698.23	20.27	1,677.96	1,671.24	6.72
E - LEFEVRE ANNICK	1,364.11	1,364.11	16.28	1,347.83	1,342.43	5.40
E - LEGARE CAROLE	3,522.40	2,342.88	27.96	2,314.91	2,132.22	182.69

Creditor	Claim	TOTAL DIVIDEND			Interim dividend (net of levy)	Final dividend (net of levy)
		Dividend	Levy	Payment		
E - LEGAULT ST_JEAN DENRIC	1,512.54	1,512.54	18.05	1,494.49	1,488.50	5.99
E - LEGAULT STEPHANIE	8,307.68	3,851.13	45.97	3,805.16	3,123.13	682.03
E - LEMAY MELISSA	1,244.32	1,244.32	14.85	1,229.47	1,224.54	4.93
E - LEMIEUX GUILLAUME	1,499.56	1,499.56	17.90	1,481.66	1,475.72	5.94
E - LEMOYNE ALEXANDRA	963.18	963.18	11.50	951.68	947.87	3.81
E - LEPINAY MARIE_JOSEE	729.64	729.64	8.71	720.93	718.04	2.89
E - LERIKOS ARITA	12,307.68	5,111.87	61.01	5,050.86	3,951.42	1,099.44
E - LEROUX KEVIN	3,599.29	2,367.11	28.25	2,338.86	2,148.14	190.71
E - LEUNG TRUDY	224.81	224.81	2.68	222.13	221.24	0.89
E - LEVASSEUR HELENE	6,153.84	3,172.27	37.86	3,134.41	2,677.12	457.28
E - LEVESQUE ANDRE	5,230.76	2,881.33	34.39	2,846.94	2,485.98	360.96
E - LEVESQUE COLLIN	201.13	201.13	2.40	198.73	197.93	0.80
E - LEVESQUE PRISCILLA	3,114.42	2,214.29	26.43	2,187.86	2,047.74	140.12
E - LEVY FORTUNEE	1,901.52	1,832.00	21.87	1,810.13	1,796.58	13.55
E - LEW JONATHAN	860.31	860.31	10.27	850.04	846.64	3.40
E - LEWANDOWSKI NATALIE	316.48	316.48	3.78	312.70	311.45	1.25
E - LEWIS ALAN	759.32	759.32	9.06	750.26	749.01	1.25
E - LIAQUAT HASSAN	110.76	110.76	1.32	109.44	109.00	0.44
E - LIEU AMANDA	22,763.00	8,407.24	100.34	8,306.89	6,116.44	2,190.45
E - LIM ELINA	10,769.24	4,626.98	55.23	4,571.75	3,632.85	938.90
E - LIN PO_YU(GARY)	4,217.32	2,561.90	30.58	2,531.33	2,276.12	255.20
E - LISABETH BRIANNE	133.40	133.40	1.59	131.81	128.37	3.44
E - LIU SIMON	1,102.66	1,102.66	13.16	1,089.50	1,087.69	1.81
E - LOFRANCO MICHELE	2,486.72	2,016.44	24.07	1,992.38	1,917.76	74.62
E - LOFTUS MEGAN	357.00	357.00	4.26	352.74	347.14	5.60
E - LOIK BRAESHA	1,225.26	1,225.26	14.62	1,210.64	1,205.78	4.86
E - LONGPRE MAXIME	12,307.72	5,111.88	61.01	5,050.87	3,951.43	1,099.44
E - LONGUET PASSY	1,876.36	1,824.07	21.77	1,802.30	1,791.37	10.93
E - LOPEZ ELIZABETH	149.56	149.56	1.79	147.77	147.18	0.59
E - LORENZO_SANTANA VANESSA	1,048.77	1,048.77	12.52	1,036.25	1,032.10	4.15
E - LUANA_LEUCA ELISABETA	1,241.06	1,241.06	14.81	1,226.25	1,221.33	4.92
E - LUPIEN_GAGNON FANNY	8,615.40	3,948.12	47.12	3,900.99	3,186.85	714.15
E - LUTES WYATT	137.19	137.19	1.64	135.55	135.01	0.54
E - LUU JENNILY	159.49	159.49	1.90	157.59	156.95	0.64
E - LYNDS HSIAO_FEN (IVY)	242.49	242.49	2.89	239.60	238.64	0.96
E - LYTWYN DANIELLE	931.23	931.23	11.11	920.12	916.43	3.69
E - MACARANAS ROZELE	104.94	104.94	1.25	103.69	103.27	0.42
E - MACAYANA ARIANNE	6,880.02	3,401.15	40.59	3,360.55	2,827.50	533.06
E - MACAYANA JOHN(NHOMER)	194.11	194.11	2.32	191.79	186.62	5.17
E - MACCHI MARIA	3,180.00	2,234.96	26.68	2,208.28	2,061.32	146.96
E - MACDONALD DAVID	781.37	781.37	9.33	772.04	770.76	1.28
E - MACDONALD JACLYN	1,004.08	1,004.08	11.98	992.10	990.45	1.65
E - MACHADO JOACIRA	185.82	185.82	2.22	183.60	180.42	3.18
E - MACHADO KRISTINA	525.73	525.73	6.27	519.46	518.59	0.86
E - MACIEL FIORELLA	2,173.60	1,917.75	22.89	1,894.86	1,852.92	41.94
E - MACLACHLAN KATELYNNE	154.31	154.31	1.84	152.47	146.01	6.46
E - MACLEOD RHONDA	3,829.22	2,439.58	29.12	2,410.46	2,195.76	214.71
E - MADINEH NEMY	5,000.00	2,808.59	33.52	2,775.07	2,438.19	336.88
E - MADRON BRIANNA	145.62	145.62	1.74	143.88	143.31	0.57
E - MAGAR DARIA	152.52	152.52	1.82	150.70	144.33	6.37
E - MAHARAJH JAGDEO YADAV	1,077.90	1,077.90	12.87	1,065.03	1,063.26	1.77
E - MAHARAJH VADPRAKASH	803.42	803.42	9.59	793.83	792.51	1.32
E - MAHJOOBIA MOHSEN	409.90	409.90	4.89	405.01	398.54	6.47

Creditor	Claim	TOTAL DIVIDEND			Interim dividend (net of levy)	Final dividend (net of levy)
		Dividend	Levy	Payment		
E - MAHMOOD UMAIR(MUHAMMAD)	95.63	95.63	1.14	94.49	91.45	3.04
E - MAHMOUD IKRAM	3,348.51	2,288.07	27.31	2,260.76	2,096.21	164.54
E - MAILLETTE CAMILLE	782.84	782.84	9.34	773.50	770.40	3.10
E - MAITLAND JASON	7,586.11	3,623.70	43.25	3,580.45	2,973.71	606.74
E - MAJOR DYLAN	181.65	181.65	2.17	179.48	176.76	2.72
E - MAKEPEACE ALEXANDRA	8,547.76	3,926.80	46.87	3,879.93	3,172.84	707.09
E - MALANTHRA SANDHYA	145.86	145.86	1.74	144.12	143.54	0.58
E - MALEKI POUYA	55.44	55.44	0.66	54.78	53.94	0.84
E - MALIK SHAHZEB(SHAH)	429.01	429.01	5.12	423.89	414.16	9.73
E - MAMALIGA NATALIA	4,230.76	2,566.14	30.63	2,535.51	2,278.91	256.61
E - MANCINI DELIA	13,600.00	5,519.19	65.87	5,453.32	4,219.03	1,234.29
E - MANDER HARJOT	171.01	171.01	2.04	168.97	168.29	0.68
E - MANIOUDAKIS MARY	9,989.00	4,381.05	52.29	4,328.76	3,471.28	857.48
E - MANIRATH KAISORN	14,479.97	5,796.54	69.18	5,727.36	4,401.25	1,326.11
E - MANTIA ANTONIO	167.06	167.06	1.99	165.07	162.38	2.69
E - MANTON CATHY	1,360.00	1,360.00	16.23	1,343.77	1,341.53	2.23
E - MARHAMAT SHOHREH	1,157.87	1,157.87	13.82	1,144.05	1,142.15	1.90
E - MARICHAL NEYLIN	381.56	381.56	4.55	377.01	375.50	1.51
E - MARINA PRAXEDES	225.43	225.43	2.69	222.74	219.20	3.54
E - MARKOVIC FILIP	357.21	357.21	4.26	352.95	352.36	0.59
E - MARSHALL KELI	20,439.98	7,675.05	91.61	7,583.45	5,635.41	1,948.04
E - MARTHIENS MAEVA	2,767.30	2,104.88	25.12	2,079.76	1,975.86	103.89
E - MARTIN LINDA	1,471.08	1,471.08	17.56	1,453.52	1,447.70	5.82
E - MARTINEAU CAROLINE	1,631.60	1,631.60	19.47	1,612.13	1,605.67	6.46
E - MARTINEAU VALERIE	1,916.76	1,836.80	21.92	1,814.88	1,799.74	15.14
E - MASIAK VICTORIA	1,129.36	1,129.36	13.48	1,115.88	1,114.03	1.86
E - MASSALKHI DANIEH	3,401.31	2,304.71	27.51	2,277.20	2,107.15	170.05
E - MASSON KELLY	19,529.97	7,388.23	88.18	7,300.05	5,446.97	1,853.08
E - MATCHEM FREDA	1,331.13	1,331.13	15.89	1,315.24	1,313.06	2.19
E - MATSUOKA YUI	461.54	461.54	5.51	456.03	454.20	1.83
E - MATTE GABRIELLE	2,145.75	1,908.98	22.78	1,886.19	1,847.15	39.04
E - MAXINUK EMMA	412.30	412.30	4.92	407.38	405.75	1.63
E - MAYRAND CAROLINE	1,671.32	1,671.32	19.95	1,651.37	1,644.75	6.62
E - MAZLYMIAN JULIA	135.48	135.48	1.62	133.86	131.57	2.29
E - MCCARTHY MAUREEN	28,050.01	10,073.63	120.23	9,953.39	7,211.24	2,742.15
E - MCCARTY_FIELDS TANIKA	3,118.76	2,215.65	26.44	2,189.21	2,048.64	140.57
E - MCCLYMONT EMILY	1,612.99	1,612.99	19.25	1,593.74	1,591.09	2.65
E - MCCOMB KIM	2,461.54	2,008.51	23.97	1,984.54	1,912.55	71.99
E - MCCOURT CAITLIN	271.53	271.53	3.24	268.29	267.21	1.08
E - MCCREA DEBORAH	4,342.40	2,601.33	31.05	2,570.28	2,302.02	268.26
E - MCDONALD LORRIE_ANN	2,855.78	2,132.77	25.46	2,107.31	1,994.18	113.13
E - MCKENZIE CARLOS	232.90	232.90	2.78	230.12	223.11	7.01
E - MCKINSON JAMAL	333.29	333.29	3.98	329.31	328.76	0.55
E - MCLEAN SHANTEL	3,015.10	2,182.98	26.05	2,156.93	2,027.17	129.75
E - MECEDO SABRINA	341.45	341.45	4.08	337.37	330.33	7.04
E - MEDEIROS JOSHUA	76.69	76.69	0.92	75.77	74.54	1.23
E - MEDEIROS NICOLE	8,581.52	3,937.44	47.00	3,890.44	3,179.83	710.61
E - MEDEROS_AGUIAR FERNANDO	5,418.24	2,940.42	35.10	2,905.32	2,524.80	380.52
E - MEECHAN SUZANNE	5,230.76	2,881.33	34.39	2,846.94	2,485.98	360.96
E - MEIER ANDREA	115.37	115.37	1.38	113.99	113.54	0.45
E - MEJIA LEILANI	181.65	181.65	2.17	179.48	179.18	0.30
E - MEJIAS ADAM	1,326.97	1,326.97	15.84	1,311.13	1,308.95	2.18
E - MEKE OMAR MEKE IFTIN	2,450.62	2,005.07	23.93	1,981.13	1,910.29	70.85

Creditor	Claim	TOTAL DIVIDEND			Interim dividend (net of levy)	Final dividend (net of levy)
		Dividend	Levy	Payment		
E - MENARD JASMINE	1,058.37	1,058.37	12.63	1,045.74	1,041.55	4.19
E - MENARD ROXANNE	1,588.79	1,588.79	18.96	1,569.83	1,563.54	6.29
E - MERCADO MANRESA	234.19	234.19	2.80	231.39	227.79	3.60
E - MERCHAN STEPHANIE	16,483.33	6,427.97	76.72	6,351.25	4,816.09	1,535.17
E - MEREJUSTE DORIANE	1,573.64	1,573.64	18.78	1,554.86	1,548.63	6.23
E - MERINO SAYRA	2,799.99	2,115.18	25.25	2,089.94	1,982.63	107.31
E - MERINO VERONICA	231.09	231.09	2.76	228.33	227.42	0.91
E - MESA_HAMILL SEBRINA	940.04	940.04	11.22	928.82	927.28	1.54
E - MESHESHA BETELHEM	7,306.91	3,535.70	42.20	3,493.50	2,915.89	577.60
E - METGE ROMAIN	371.41	371.41	4.43	366.98	365.51	1.47
E - MEZA MALISA	3,798.22	2,429.81	29.00	2,400.81	2,189.34	211.47
E - MICHALAK ROBERT	3,464.54	2,324.64	27.75	2,296.89	2,120.24	176.65
E - MICHAUD AUDREY	7,376.72	3,557.70	42.46	3,515.24	2,930.35	584.89
E - MILES_LEVENE MARK	1,170.54	1,170.54	13.97	1,156.57	1,154.65	1.92
E - MILFORD CHARLENE	17,399.98	6,716.89	80.17	6,636.72	5,005.90	1,630.82
E - MINOOSE SAVANNAH	184.62	184.62	2.20	182.42	181.69	0.73
E - MIRON LOREDANA	329.05	329.05	3.93	325.12	318.64	6.48
E - MOAYED NILOUFAR	1,285.29	1,285.29	15.34	1,269.95	1,267.84	2.11
E - MOHALL_POONITH OUMADEVI	4,342.40	2,601.33	31.05	2,570.28	2,302.02	268.26
E - MOHANATHAS ANEETA	133.05	133.05	1.59	131.46	127.39	4.07
E - MOMCILOVIC MARINA	2,354.48	1,974.76	23.57	1,951.19	1,890.38	60.82
E - MONIUSZKO ELZBIETA	323.18	323.18	3.86	319.32	318.04	1.28
E - MONTAL JAEDWIN	224.77	224.77	2.68	222.09	221.20	0.89
E - MONTALVAN SARAH	713.39	713.39	8.51	704.88	702.05	2.83
E - MONTEMURRO DAVID	3,776.31	2,422.90	28.92	2,393.99	2,184.80	209.19
E - MONTMARQUETTE CLAUDETTE	1,488.12	1,488.12	17.76	1,470.36	1,464.47	5.89
E - MOONEY DEBORAH	4,840.55	2,758.34	32.92	2,725.42	2,405.18	320.24
E - MOORE LASHONA	216.10	216.10	2.58	213.52	209.29	4.23
E - MORALES ROSSANA	4,342.40	2,601.33	31.05	2,570.28	2,302.02	268.26
E - MOREAU GREGORY ROBERT	53,846.16	18,204.20	217.28	17,986.92	12,552.94	5,433.98
E - MORENCY VERA	4,342.40	2,601.33	31.05	2,570.28	2,302.02	268.26
E - MORENO VICTOR	218.49	218.49	2.61	215.88	210.67	5.21
E - MORGAN CHRISTOPHER	17,168.03	6,643.78	79.30	6,564.49	4,957.87	1,606.61
E - MORIN GENEVIEVE	2,860.85	2,134.36	25.47	2,108.89	1,995.23	113.66
E - MORRELL MELODY	129.09	129.09	1.54	127.55	127.04	0.51
E - MOSCARDI ANGELA	6,923.08	3,414.72	40.76	3,373.96	2,836.41	537.55
E - MOTAFFERI KELLY MARIE	4,200.00	2,556.45	30.51	2,525.93	2,272.54	253.40
E - MOUCHAYAD HAJAR	1,234.12	1,234.12	14.73	1,219.39	1,214.50	4.89
E - MOUKANE SAFAE	1,321.96	1,321.96	15.78	1,306.18	1,300.95	5.23
E - MOUKHTAR JULIEN	1,372.71	1,372.71	16.38	1,356.33	1,350.89	5.44
E - MOUSSA MARIAN	335.71	335.71	4.01	331.70	330.37	1.33
E - MULLER KATHRYNE	11,865.61	4,972.54	59.35	4,913.19	3,859.88	1,053.31
E - MUNOZ JACKELIN	95.91	95.91	1.14	94.77	94.39	0.38
E - MURRAY AUDREY	1,307.80	1,307.80	15.61	1,292.19	1,287.01	5.18
E - MURRAY CHANTELLE	1,841.60	1,813.11	21.64	1,791.47	1,784.17	7.30
E - NADEAU VANESSA	4,139.96	2,537.52	30.29	2,507.24	2,260.10	247.13
E - NAGEL LINDA	218.21	218.21	2.60	215.61	212.55	3.06
E - NAGY, MARIA_CARLA	789.04	789.04	9.42	779.62	778.33	1.30
E - NAIDU ALLISSON	2,576.00	2,044.58	24.40	2,020.18	1,936.25	83.93
E - NAKAPELIUKH BOZHENA	146.29	146.29	1.75	144.54	143.96	0.58
E - NAKARMI LAXMI_BAHADUR	4,342.40	2,601.33	31.05	2,570.28	2,302.02	268.26
E - NARTATES KARL	130.51	130.51	1.56	128.95	128.44	0.51
E - NASCIMENTO ANNAMEKA	5,599.98	2,997.70	35.78	2,961.92	2,562.43	399.49



Creditor	Claim	TOTAL DIVIDEND			Interim dividend (net of levy)	Final dividend (net of levy)
		Dividend	Levy	Payment		
E - NASIRI BAHAREH	6,153.84	3,172.27	37.86	3,134.41	2,677.12	457.28
E - NAUD CAROLINE	1,405.14	1,405.14	16.77	1,388.37	1,382.81	5.56
E - NAZIR AISHA	1,635.90	1,635.90	19.53	1,616.37	1,613.69	2.69
E - NDIHO_KAZAGE DESIREE_DAUPHINE	1,944.42	1,845.52	22.03	1,823.49	1,805.46	18.03
E - NDUMBI JANE	172.77	172.77	2.06	170.71	170.02	0.69
E - NEDILSKA VIKTORIYA	668.73	668.73	7.98	660.75	659.65	1.10
E - NEMETH EMILIEN	362.32	362.32	4.32	358.00	356.56	1.44
E - NEWTON ALEX	178.53	178.53	2.13	176.40	173.07	3.33
E - NG GEORGE	121.07	121.07	1.45	119.62	119.15	0.47
E - NG JANET	858.52	858.52	10.25	848.27	846.86	1.41
E - NG VANESSA	1,346.15	1,346.15	16.07	1,330.08	1,324.75	5.33
E - NGALULA_KALAMBAYI ANNIE_PIERRETTE	4,342.40	2,601.33	31.05	2,570.28	2,302.02	268.26
E - NGHIEM VICTORIA	13,784.86	5,577.46	66.57	5,510.89	4,257.31	1,253.58
E - NGSEE EMILY	1,201.50	1,201.50	14.34	1,187.16	1,185.19	1.97
E - NGUYEN BINH	1,153.84	1,153.84	13.77	1,140.07	1,135.50	4.57
E - NGUYEN DUNG	6,909.96	3,410.59	40.71	3,369.88	2,833.70	536.18
E - NGUYEN JACQUELINE	614.89	614.89	7.34	607.55	605.12	2.43
E - NGUYEN JENNY	410.23	410.23	4.90	405.33	403.71	1.62
E - NGUYEN SHANNON	129.99	129.99	1.55	128.44	127.92	0.52
E - NGUYEN THANH_ROSA	511.50	511.50	6.10	505.40	504.55	0.84
E - NI WENJING_WENDY	366.38	366.38	4.37	362.01	360.56	1.45
E - NICOLAOU EFSTATHIA	1,542.45	1,542.45	18.41	1,524.04	1,517.93	6.11
E - NIKOLAEVA NIKOLETA	2,485.84	2,016.17	24.06	1,992.10	1,917.58	74.52
E - NIKOLOVA IVANA	269.11	269.11	3.21	265.90	264.83	1.07
E - NISTOR FLORIN	10,000.00	4,384.52	52.33	4,332.19	3,473.56	858.63
E - NOLASCO ESCOBARDINA	4,342.40	2,601.33	31.05	2,570.28	2,302.02	268.26
E - NOLLIDO IRISHELLE	363.39	363.39	4.34	359.05	357.61	1.44
E - NOOSHAZAR ARIYAN	678.61	678.61	8.10	670.51	667.82	2.69
E - NOUGTODBO RASMATA_MATOU	2,638.95	2,064.42	24.64	2,039.79	1,949.28	90.50
E - NOYES BRENDAN	168.11	168.11	2.01	166.10	165.44	0.66
E - NURMOHAMED ZAMAN	240.16	240.16	2.87	237.29	236.34	0.95
E - OBRIGEWITSCH CAITLIN	1,286.33	1,286.33	15.35	1,270.98	1,268.86	2.11
E - OCNEANU_VENNE MELISSA_HELENE	1,316.87	1,316.87	15.72	1,301.15	1,295.94	5.21
E - ODERA JACQUELINE	391.99	391.99	4.68	387.31	385.76	1.55
E - OEPPEN DANYELLE	96.08	96.08	1.15	94.93	93.37	1.56
E - OKON ANNA	716.73	716.73	8.55	708.18	707.00	1.18
E - OLLINGTON JACKLIN	759.62	759.62	9.07	750.55	749.31	1.25
E - ONG ANGELITA	854.61	854.61	10.20	844.41	843.01	1.40
E - ONGUN SERRA	727.05	727.05	8.68	718.37	717.18	1.19
E - ONUFRAKOVA NATALIA	2,633.90	2,062.83	24.62	2,038.21	1,948.24	89.97
E - ONUK JENK	13,583.25	5,513.91	65.81	5,448.10	4,215.56	1,232.54
E - ORGAN ZACHERY	2,930.24	2,156.24	25.74	2,130.50	2,009.60	120.90
E - ORGUN ZERRIN	175.35	175.35	2.09	173.26	169.72	3.54
E - ORLANDO SABRINA	8,461.52	3,899.62	46.54	3,853.07	3,154.98	698.09
E - OROBIO KATRINA	261.59	261.59	3.12	258.47	257.43	1.04
E - OROZCO DANNY	324.97	324.97	3.88	321.09	316.58	4.51
E - OSORIO RACHEL	3,518.80	2,341.74	27.95	2,313.79	2,131.48	182.31
E - OSTOJIC SNEZANA	307.63	307.63	3.67	303.96	303.45	0.51
E - OUELLETTE FRANCE	7,725.12	3,667.51	43.77	3,623.74	3,002.49	621.24
E - PADNA AMANDA	83.31	83.31	0.99	82.32	80.76	1.56
E - PAINCHAUD JESSICA	1,902.58	1,832.33	21.87	1,810.46	1,796.80	13.66
E - PAINCHAUD KATHRYN	2,000.00	1,863.04	22.24	1,840.80	1,816.97	23.83
E - PAIS_SILVA TANIA	1,303.70	1,303.70	15.56	1,288.14	1,282.98	5.16

Creditor	Claim	TOTAL DIVIDEND			Interim dividend (net of levy)	Final dividend (net of levy)
		Dividend	Levy	Payment		
E - PANDARU NICOLETA	7,418.68	3,570.93	42.62	3,528.31	2,939.04	589.27
E - PANDYA EVERESTINA	630.41	630.41	7.52	622.89	621.85	1.04
E - PANGILINAN JORLAN	119.40	119.40	1.43	117.97	117.50	0.47
E - PAQUET KIM	2,944.80	2,160.82	25.79	2,135.03	2,012.62	122.42
E - PAQUETTE GABRIEL	1,205.32	1,205.32	14.39	1,190.93	1,186.16	4.77
E - PARADIS VERONIQUE	880.08	880.08	10.50	869.58	868.13	1.45
E - PARADISO SABRINA	1,543.70	1,543.70	18.42	1,525.28	1,519.16	6.12
E - PARE_VERGARA KATYA	869.95	869.95	10.38	859.57	856.12	3.45
E - PARISIEN ABBY_JESSICA	1,680.84	1,680.84	20.06	1,660.78	1,654.12	6.66
E - PARROT_CARDINAL FREDERIQUE	780.69	780.69	9.32	771.37	768.28	3.09
E - PARSONS OLIVIA	1,062.62	1,062.62	12.68	1,049.94	1,045.73	4.21
E - PARSONS ZACH	205.63	205.63	2.45	203.18	196.17	7.01
E - PASCALE CRISTINA	1,346.16	1,346.16	16.07	1,330.09	1,324.76	5.33
E - PASKELL STEPHEN	4,342.40	2,601.33	31.05	2,570.28	2,302.02	268.26
E - PATALINGHUG DARYL_JANE	144.65	144.65	1.73	142.92	142.35	0.57
E - PATEL JAGRUTI	4,342.40	2,601.33	31.05	2,570.28	2,302.02	268.26
E - PATEL VARSHITA	2,188.46	1,922.44	22.95	1,899.49	1,856.00	43.49
E - PATENAUE CAROLE	1,574.97	1,574.97	18.80	1,556.17	1,549.94	6.23
E - PATENAUE MAXIME	2,206.50	1,928.12	23.01	1,905.11	1,859.73	45.38
E - PAUL_COLE KAHLILA	1,080.82	1,080.82	12.90	1,067.92	1,063.64	4.28
E - PAUPE_TURCOTTE DORIANE	763.25	763.25	9.11	754.14	751.12	3.02
E - Pelayo SHAHIDA	5,384.62	2,929.82	34.97	2,894.85	2,517.84	377.01
E - PELLETIER KARINE	1,973.42	1,854.66	22.14	1,832.52	1,811.47	21.05
E - PELUSO ABBY	12,307.68	5,111.87	61.01	5,050.86	3,951.42	1,099.44
E - PENNIMPEDE BENEDETTA	5,912.16	3,096.09	36.95	3,059.14	2,627.08	432.06
E - PEPIN MARIE_CLAUDE	10,043.12	4,398.11	52.49	4,345.62	3,482.49	863.13
E - PEPPER RANDY	5,972.08	3,114.98	37.18	3,077.80	2,639.49	438.31
E - PEREIRA MARLENE	14,007.99	5,647.78	67.41	5,580.37	4,303.51	1,276.86
E - PEREIRA NYLO	4,284.22	2,582.99	30.83	2,552.16	2,289.98	262.19
E - PEREPLETCHIKOVA MARINA	274.71	274.71	3.28	271.43	266.89	4.54
E - PERRAS MAUD	5,384.60	2,929.81	34.97	2,894.85	2,517.83	377.01
E - PERREAULT REBECCA	1,092.51	1,092.51	13.04	1,079.47	1,075.14	4.33
E - PERROTTA ANDREW	1,858.42	1,818.41	21.70	1,796.71	1,787.66	9.05
E - PERROTTE ALEXANDRA	800.00	800.00	9.55	790.45	787.28	3.17
E - PERZ JOHANNA	405.33	405.33	4.84	400.49	391.17	9.32
E - PETIT_SAINTE ROSE_LUCE	4,342.40	2,601.33	31.05	2,570.28	2,302.02	268.26
E - PETUTIN ANDREA	1,179.01	1,179.01	14.07	1,164.94	1,163.00	1.94
E - PHAN SOMRITE	4,800.00	2,745.56	32.77	2,712.79	2,396.78	316.01
E - PHANEUF DAVID	2,667.90	2,073.55	24.75	2,048.80	1,955.28	93.52
E - PHILIP ALEXANDRA	1,390.77	1,390.77	16.60	1,374.17	1,371.89	2.28
E - PI AARON	101.40	101.40	1.21	100.19	99.79	0.40
E - PICARDA ARACELI	192.71	192.71	2.30	190.41	189.65	0.76
E - PIERRE SOPHONIE	609.90	609.90	7.28	602.62	600.21	2.41
E - PIETRACUPA VICTORIA	1,602.12	1,602.12	19.12	1,583.00	1,576.65	6.35
E - PILON LAURA_MARIE	1,217.38	1,217.38	14.53	1,202.85	1,200.85	2.00
E - PISCOPO DOMINIC	906.38	906.38	10.82	895.56	894.07	1.49
E - PLANTE EMILIE	949.52	949.52	11.33	938.19	934.43	3.76
E - PLAZA STACY	615.38	615.38	7.34	608.04	605.60	2.44
E - POCOVNICU YSABELA	1,987.26	1,859.02	22.19	1,836.83	1,814.34	22.50
E - PODSTAVKIN DMITRY	120.98	120.98	1.44	119.54	117.70	1.84
E - POERWANINGSIH DWI	2,045.95	1,877.52	22.41	1,855.11	1,826.49	28.62
E - POIRIER PHANIE	936.61	936.61	11.18	925.43	921.72	3.71
E - POLICHT MAGDALENA	2,992.31	2,175.80	25.97	2,149.83	2,022.46	127.37

Creditor	Claim	TOTAL DIVIDEND			Interim dividend (net of levy)	Final dividend (net of levy)
		Dividend	Levy	Payment		
E - POORKAMALI VAHIDEH	1,560.97	1,560.97	18.63	1,542.34	1,536.16	6.18
E - POTVIN ALEXANDRA	14,538.48	5,814.99	69.40	5,745.58	4,413.36	1,332.22
E - PREVOST ELISE	1,041.27	1,041.27	12.43	1,028.84	1,024.72	4.12
E - PRICE VANESSA	1,600.00	1,600.00	19.10	1,580.90	1,578.27	2.63
E - PROCOPIO ALYSSA	1,034.39	1,034.39	12.35	1,022.04	1,017.95	4.09
E - PROULX LUC	6,461.52	3,269.24	39.02	3,230.22	2,740.84	489.39
E - PUIU ANCA	5,384.60	2,929.81	34.97	2,894.85	2,517.83	377.01
E - PUPPI TANYA	3,131.55	2,219.69	26.49	2,193.19	2,051.29	141.90
E - PUREWAL GEOFF	150.76	150.76	1.80	148.96	148.36	0.60
E - QUESSY CAROLANE	938.86	938.86	11.21	927.65	923.94	3.71
E - QUINN_MIHELIC MICHELLE	208.31	208.31	2.49	205.82	205.48	0.34
E - QUINONES_BIAGGI JOSE_ANTONIO	1,940.34	1,844.23	22.01	1,822.22	1,804.62	17.60
E - QUIRING ANNA	427.35	427.35	5.10	422.25	421.55	0.70
E - RABBI YEASHIN	1,079.70	1,079.70	12.89	1,066.81	1,062.54	4.27
E - RADINKOVIC SNJEZANA	9,766.19	4,310.83	51.45	4,259.38	3,425.15	834.23
E - RADISHEVSKA SVITLANA	6,025.68	3,131.87	37.38	3,094.49	2,650.59	443.91
E - RAFFERTY SHANNON	5,964.00	3,112.43	37.15	3,075.28	2,637.81	437.47
E - RAFO MAGDALENA	315.42	315.42	3.76	311.66	311.14	0.52
E - RAHAMAN NARESA	1,813.19	1,804.16	21.53	1,782.62	1,778.29	4.33
E - RAHIMI BARIN	340.53	340.53	4.06	336.47	335.91	0.56
E - RAHIMI HELAI	3,690.69	2,395.92	28.60	2,367.32	2,167.07	200.25
E - RAHMOUNE ZAHRA	310.50	310.50	3.71	306.79	305.56	1.23
E - RAI GURBIR	131.92	131.92	1.57	130.35	126.96	3.39
E - RAK KAITLIN	3,609.12	2,370.21	28.29	2,341.92	2,150.18	191.74
E - RAMZAN ROSAMUND	5,521.74	2,973.04	35.48	2,937.55	2,546.23	391.32
E - RANA MAARIA	261.78	261.78	3.12	258.66	257.62	1.04
E - RANDAZZO HANNAH	127.86	127.86	1.53	126.33	122.83	3.50
E - RASO SANTO	15,053.84	5,977.42	71.34	5,906.08	4,520.08	1,386.00
E - RASOOLY FARIDA	220.56	220.56	2.63	217.93	212.19	5.74
E - RASQUINNA SINITTA	377.50	377.50	4.51	372.99	372.37	0.62
E - RATELLE JESSICA	8,769.24	3,996.60	47.70	3,948.90	3,218.70	730.20
E - RAVENDA MARLENE	1,274.75	1,274.75	15.21	1,259.54	1,257.44	2.09
E - RAYMOND KATIE	3,689.13	2,395.43	28.59	2,366.84	2,166.75	200.09
E - REGO LESLIE	1,188.37	1,188.37	14.18	1,174.19	1,172.23	1.95
E - REHEL TRISTAN	1,234.55	1,234.55	14.73	1,219.82	1,214.93	4.89
E - REMOLACIO EVANGELINE	1,809.37	1,802.95	21.52	1,781.43	1,777.50	3.93
E - REMON ALEXANDRA	1,257.51	1,257.51	15.01	1,242.50	1,237.52	4.98
E - REN YAHUAN_(ENYA)	215.63	215.63	2.57	213.06	212.20	0.86
E - RENAUD DOMINIQUE	5,249.44	2,887.21	34.46	2,852.75	2,489.85	362.91
E - REVAZASHVILI TEONA	201.76	201.76	2.41	199.35	195.40	3.95
E - RICARD DANIELLE	4,342.40	2,601.33	31.05	2,570.28	2,302.02	268.26
E - RICCI LAURA	1,178.06	1,178.06	14.06	1,164.00	1,162.06	1.94
E - RICHARD LORIE	1,312.32	1,312.32	15.66	1,296.66	1,291.46	5.20
E - RICHARDS CHELSEA	665.66	665.66	7.94	657.72	656.62	1.09
E - RICO GIAN	225.32	225.32	2.69	222.63	221.74	0.89
E - RIGAUD DAPHNE	1,520.32	1,520.32	18.15	1,502.17	1,496.15	6.02
E - RINGUETTE STEPHANIE	8,076.92	3,778.39	45.10	3,733.30	3,075.34	657.95
E - RIOUX GABRIELLE	809.07	809.07	9.66	799.41	796.21	3.20
E - RIVERA CHIARA	230.23	230.23	2.75	227.48	226.57	0.91
E - RIVERA FABIO	2,127.22	1,903.14	22.71	1,880.42	1,843.32	37.10
E - RIVERA IMELDA	486.73	486.73	5.81	480.92	478.99	1.93
E - ROBERGE MANON	8,644.88	3,957.41	47.23	3,910.17	3,192.95	717.22
E - ROBERT CASSANDRA	2,632.02	2,062.24	24.61	2,037.63	1,947.85	89.78

Creditor	Claim	TOTAL DIVIDEND			Interim dividend (net of levy)	Final dividend (net of levy)
		Dividend	Levy	Payment		
E - ROBINSON JAMILIA	937.63	937.63	11.19	926.44	924.90	1.54
E - ROCHON CYNTHIA	811.14	811.14	9.68	801.46	798.25	3.21
E - RODE VANESSA	127.30	127.30	1.52	125.78	120.45	5.33
E - RODGERS ROBYN	3,196.91	2,240.29	26.74	2,213.55	2,064.82	148.72
E - RODRIGUEZ_LECKY LEYLA	976.57	976.57	11.66	964.91	963.31	1.60
E - RODRIGUEZ_MONIZ SABRINA	956.34	956.34	11.41	944.93	941.14	3.79
E - ROGERS LAURA	2,979.16	2,171.65	25.92	2,145.73	2,019.73	126.00
E - ROGGE GUILLAUME	236.19	236.19	2.82	233.37	232.44	0.93
E - ROGUSKI RYAN	13,076.92	5,354.32	63.91	5,290.42	4,110.71	1,179.71
E - ROJEN IZZETPANAH	829.55	829.55	9.90	819.65	818.29	1.36
E - ROLLAND LAURENCE	1,099.86	1,099.86	13.13	1,086.73	1,082.38	4.35
E - ROLLIN MARYSE	1,388.85	1,388.85	16.58	1,372.27	1,366.77	5.50
E - ROMASHENKO KRISTINA	848.70	848.70	10.13	838.57	835.21	3.36
E - ROSATI ALESSANDRA	2,256.03	1,943.73	23.20	1,920.53	1,869.99	50.54
E - ROSS MELISSA	6,972.32	3,430.24	40.94	3,389.30	2,846.61	542.69
E - ROUSSEAU VINCENT	7,673.16	3,651.14	43.58	3,607.56	2,991.74	615.82
E - RULLEY DEVKARAN	1,170.37	1,170.37	13.97	1,156.40	1,154.48	1.92
E - RUSIN JESSICA	125.33	125.33	1.50	123.83	119.97	3.86
E - RUSSO JOHN	15,384.60	6,081.67	72.59	6,009.08	4,588.57	1,420.51
E - SAADE KARL	54.08	54.08	0.65	53.43	-	53.43
E - SACCOH JULIA	197.15	197.15	2.35	194.80	194.02	0.78
E - SACCOMANNO CHRISTINA	108.30	108.30	1.29	107.01	106.58	0.43
E - SADAGAT FARESHTA	334.53	334.53	3.99	330.54	329.99	0.55
E - SADEGHZADEH MITRA	700.26	700.26	8.36	691.90	690.75	1.15
E - SADIPOOR SEPIDEH	1,918.99	1,837.50	21.93	1,815.57	1,800.20	15.37
E - SAINTE_MARIE JUSTINE	774.24	774.24	9.24	765.00	761.93	3.07
E - SALENIK ALINA	1,396.32	1,396.32	16.67	1,379.65	1,377.36	2.29
E - SALT JENNIFER	132.73	132.73	1.58	131.15	127.62	3.53
E - SAN SONADIE	6,153.84	3,172.27	37.86	3,134.41	2,677.12	457.28
E - SANABRIA SANDRA	10,005.80	4,386.35	52.35	4,334.00	3,474.76	859.23
E - SANCHEZ KAREN	135.17	135.17	1.61	133.56	130.93	2.63
E - SANCHEZ_BAUTISTA CALEB	3,484.57	2,330.95	27.82	2,303.13	2,124.39	178.74
E - SANDHU RABIYA	140.74	140.74	1.68	139.06	138.50	0.56
E - SANDHU SABENA	112.25	112.25	1.34	110.91	107.97	2.94
E - SANDOVAL_RIOS ARMANDO	395.92	395.92	4.73	391.19	385.70	5.49
E - SANGHERA RAJAN	306.05	306.05	3.65	302.40	301.19	1.21
E - SANTOS KARIZZA	167.78	167.78	2.00	165.78	165.11	0.67
E - SAPPAL JAIDEEP	201.60	201.60	2.41	199.19	198.40	0.79
E - SARKES SONIA	335.05	335.05	4.00	331.05	330.50	0.55
E - SARKIS ALANA	1,400.00	1,400.00	16.71	1,383.29	1,380.99	2.30
E - SARLI JORDAN	1,804.59	1,801.45	21.50	1,779.95	1,771.43	8.52
E - SAURIOL SANDRA	3,007.94	2,180.73	26.03	2,154.70	2,025.69	129.01
E - SAVARD ELODIE	1,357.92	1,357.92	16.21	1,341.71	1,336.34	5.37
E - SAVARD JACQUES	4,342.40	2,601.33	31.05	2,570.28	2,302.02	268.26
E - SAVOIE JESSICA	172.13	172.13	2.05	170.08	169.39	0.69
E - SAVOIE PAUL	3,742.80	2,412.34	28.79	2,383.55	2,177.86	205.69
E - SAVOIE_SAUMURE OLIVIER	6,923.08	3,414.72	40.76	3,373.96	2,836.41	537.55
E - SAYANI SAMIR	519.46	519.46	6.20	513.26	511.20	2.06
E - SAYOMI DEJI_BARRY	307.68	307.68	3.67	304.01	298.06	5.95
E - SCARCELLA DANIEL	1,035.32	1,035.32	12.36	1,022.96	1,021.26	1.70
E - SCARFONE ALLISON	7,518.94	3,602.53	43.00	3,559.53	2,959.80	599.73
E - SCHIRMER ERIC	7,372.32	3,556.32	42.45	3,513.87	2,929.44	584.43
E - SCHMIDT CHRISTA_LEE	372.04	372.04	4.44	367.60	366.99	0.61

Creditor	Claim	TOTAL DIVIDEND			Interim dividend (net of levy)	Final dividend (net of levy)
		Dividend	Levy	Payment		
E - SCHOEMAN CRAIG	1,940.62	1,844.32	22.01	1,822.31	1,804.68	17.63
E - SCRUBB VICTORIA	2,279.86	1,951.24	23.29	1,927.96	1,874.93	53.03
E - SCULNICK JARRED	4,342.40	2,601.33	31.05	2,570.28	2,302.02	268.26
E - SEA EVA	1,777.78	1,777.78	21.22	1,756.56	1,749.52	7.04
E - SEEGHAT HARDEEP	173.64	173.64	2.07	171.57	170.88	0.69
E - SEGUIN JOANNIE	1,591.20	1,591.20	18.99	1,572.21	1,565.91	6.30
E - SEGUIN_CARON LAURENCE	646.88	646.88	7.72	639.16	636.60	2.56
E - SEKAR PURVAJA	679.82	679.82	8.11	671.71	670.59	1.12
E - SEMERJIAN SEAN	1,472.86	1,472.86	17.58	1,455.28	1,452.86	2.42
E - SENEGALGUDUR MARIA	303.94	303.94	3.63	300.31	299.81	0.50
E - SHAH IKRAH	1,477.10	1,477.10	17.63	1,459.47	1,453.62	5.85
E - SHAHABUDDIN ZAID	129.69	129.69	1.55	128.14	124.72	3.42
E - SHAO JASON	1,153.85	1,153.85	13.77	1,140.08	1,135.51	4.57
E - SHARIFI MOJDE	1,697.51	1,697.51	20.26	1,677.25	1,674.46	2.79
E - SHEIKH TASFIA	140.12	140.12	1.67	138.45	137.89	0.56
E - SHERIFF RAZIA	3,426.43	2,312.63	27.60	2,285.03	2,112.35	172.68
E - SHIMABUKU ANTONIO	7,923.08	3,729.91	44.52	3,685.39	3,043.49	641.90
E - SHIN MINCHEOL	166.99	166.99	1.99	165.00	164.34	0.66
E - SHOGENOVA RUZANNA	285.78	285.78	3.41	282.37	281.24	1.13
E - SHOKER MANINDER	224.99	224.99	2.69	222.30	221.41	0.89
E - SHPAKOUSKAYA KATE	3,771.80	2,421.48	28.90	2,392.58	2,183.87	208.71
E - SIDHU PREETPAL	194.26	194.26	2.32	191.94	191.17	0.77
E - SIDHU PUNEET	113.47	113.47	1.35	112.12	111.67	0.45
E - SIEMIONKOWICZ JESSICA	274.54	274.54	3.28	271.26	270.81	0.45
E - SIGOUIN_ARGUETA MELINA	1,078.82	1,078.82	12.88	1,065.94	1,061.67	4.27
E - SILVESTRI GIUSEPPE	25,351.84	9,223.20	110.08	9,113.12	6,652.52	2,460.60
E - SIMARD GABRIEL	1,228.28	1,228.28	14.66	1,213.62	1,208.76	4.86
E - SIMARD MIA	1,122.58	1,122.58	13.40	1,109.18	1,104.74	4.44
E - SIMINOSKI REBECCA	171.57	171.57	2.05	169.52	164.97	4.55
E - SIMMONDS NICKESHIA	196.95	196.95	2.35	194.60	191.18	3.42
E - SIMPSON MARIO	418.33	418.33	4.99	413.34	405.55	7.79
E - SIMS HEATHER	568.01	568.01	6.78	561.23	558.98	2.25
E - SINGH AMANDEEP	2,591.83	2,049.57	24.46	2,025.11	1,939.53	85.58
E - SINGH HARMUNJOT	389.42	389.42	4.65	384.77	384.13	0.64
E - SINGH NANDITA	1,505.99	1,505.99	17.97	1,488.02	1,485.54	2.47
E - SINGH POOJA	1,713.93	1,713.93	20.46	1,693.47	1,690.66	2.82
E - SINGH ROSHNI	2,026.68	1,871.45	22.34	1,849.11	1,822.50	26.61
E - SINGH RUSTAMJEET	1,560.35	1,560.35	18.62	1,541.73	1,539.16	2.56
E - SINGH SANDEEP	266.13	266.13	3.18	262.95	261.90	1.05
E - SINGH SIMRAN	122.22	122.22	1.46	120.76	120.28	0.48
E - SISSONS ESTHER	3,374.67	2,296.31	27.41	2,268.91	2,101.63	167.27
E - SISTI LISA	176.63	176.63	2.11	174.52	171.84	2.68
E - SKIEK AMMAR	1,816.69	1,805.26	21.55	1,783.71	1,779.02	4.70
E - SKINNER ASHLEY	339.00	339.00	4.05	334.95	326.70	8.25
E - SLYWKA MICHELLE	644.72	644.72	7.70	637.02	635.97	1.06
E - SMITH GRAEME	88.12	88.12	1.05	87.07	86.72	0.35
E - SMITH JUSTIN	14,333.36	5,750.33	68.63	5,681.70	4,370.89	1,310.82
E - SOHI GUNJIT	403.48	403.48	4.82	398.66	397.07	1.59
E - SOLOMON JOSHUELLE	315.29	315.29	3.76	311.53	311.01	0.52
E - SOLOWAY MARILYN	730.77	730.77	8.72	722.05	719.15	2.90
E - SOMMERVILLE STEPHANIE	250.18	250.18	2.99	247.19	246.78	0.41
E - SORLEY KELSEY_ANN	496.75	496.75	5.93	490.82	480.38	10.44
E - SOUCH KAITLYN	119.64	119.64	1.43	118.21	115.89	2.32

Creditor	Claim	TOTAL DIVIDEND			Interim dividend (net of levy)	Final dividend (net of levy)
		Dividend	Levy	Payment		
E - SOUCY MELANIE	3,444.13	2,318.21	27.67	2,290.54	2,116.01	174.52
E - SPADA LISA	23,076.92	8,506.18	101.53	8,404.65	6,181.45	2,223.21
E - SPENCE JULIE	1,372.80	1,372.80	16.39	1,356.41	1,354.16	2.26
E - SPENCER ALLISON	5,599.98	2,997.70	35.78	2,961.92	2,562.43	399.49
E - SPRINGER RENE	792.90	792.90	9.46	783.44	780.30	3.14
E - ST_ARNAUD KARINE	1,249.01	1,249.01	14.91	1,234.10	1,229.16	4.94
E - ST_HILAIRE LAURENCE	1,006.77	1,006.77	12.02	994.75	990.77	3.98
E - ST_HILAIRE PHILIPPE	20,000.00	7,536.38	89.95	7,446.43	5,544.30	1,902.13
E - ST_PIERRE KATRINA	4,076.14	2,517.41	30.05	2,487.36	2,246.89	240.47
E - STAPLETON LAURA	6,153.84	3,172.27	37.86	3,134.41	2,677.12	457.28
E - STEPHENSON JACQUES	4,746.34	2,728.64	32.57	2,696.08	2,385.67	310.41
E - STERNALL ALLISON	484.69	484.69	5.79	478.90	478.11	0.80
E - STOTHERS BRANDEE_LYNN	9,869.99	4,343.54	51.84	4,291.70	3,446.64	845.06
E - STOTT, MISHELLE	5,358.02	2,921.44	34.87	2,886.57	2,512.33	374.24
E - STRACZEK JOANNA	1,314.41	1,314.41	15.69	1,298.72	1,296.56	2.16
E - STRBAC NEVENA	128.79	128.79	1.54	127.25	123.89	3.36
E - SUHARLI ANDRE	229.22	229.22	2.74	226.48	225.58	0.90
E - SUKHNANDAN ZAHEER	90.20	90.20	1.08	89.12	88.77	0.35
E - SULLIVAN AMANDA	2,519.99	2,026.93	24.19	2,002.74	1,924.65	78.09
E - SULLIVAN JOSEPH	10,874.24	4,660.07	55.62	4,604.45	3,654.59	949.86
E - SULLIVAN KATHERINE	10,769.24	4,626.98	55.23	4,571.75	3,632.85	938.90
E - SUNNER SATBIR	228.45	228.45	2.73	225.72	224.82	0.90
E - SUTHERLAND LILY	372.06	372.06	4.44	367.62	359.10	8.52
E - SWABY MONIQUE	1,965.67	1,852.22	22.11	1,830.11	1,809.87	20.24
E - SYED AROOBA	843.54	843.54	10.07	833.47	832.09	1.39
E - SYED NAUMAN	249.08	249.08	2.97	246.11	245.70	0.41
E - SZYLKIN ILONA	769.23	769.23	9.18	760.05	757.00	3.05
E - SZYLKIN MARTIN	232.56	232.56	2.78	229.78	228.86	0.92
E - TACHE CRISTINA	244.56	244.56	2.92	241.64	231.41	10.23
E - TADESSE TEZETA	1,032.35	1,032.35	12.32	1,020.03	1,018.33	1.70
E - TADIC ELADA	1,440.00	1,440.00	17.19	1,422.81	1,420.45	2.37
E - TADIC JADRANKA	4,258.27	2,574.81	30.73	2,544.08	2,284.60	259.48
E - TADIC ROSEMARY	8,799.98	4,006.29	47.82	3,958.48	3,225.07	733.41
E - TAFERE YOSIEF	3,487.47	2,331.87	27.83	2,304.03	2,124.99	179.04
E - TAHER MINA	300.25	300.25	3.58	296.67	286.50	10.17
E - TAHERI MASSY	4,699.14	2,713.77	32.39	2,681.38	2,375.89	305.48
E - TAILLON CATHY	6,000.00	3,123.78	37.28	3,086.50	2,645.27	441.23
E - TAING EMILY	383.22	383.22	4.57	378.65	378.02	0.63
E - TALASTAS MARCQUIN	152.15	152.15	1.82	150.33	149.73	0.60
E - TALBOT_DUFOUR SHANNY_MAGHALIE	1,459.35	1,459.35	17.42	1,441.93	1,436.15	5.78
E - TAN NANXI	380.62	380.62	4.54	376.08	374.57	1.51
E - TARAFDAR MAHMOOD	99.73	99.73	1.19	98.54	96.34	2.20
E - TARAKJI ROBBIE	2,357.00	1,975.56	23.58	1,951.98	1,890.90	61.08
E - TASCOT_THOMPSON RANDELLE	2,720.20	2,090.03	24.95	2,065.09	1,966.11	98.98
E - TATHIANA JOSEPH	234.26	234.26	2.80	231.46	230.54	0.92
E - TATLA MANDEEP	81.22	81.22	0.97	80.25	79.93	0.32
E - TAVAKOL_RASTANI PAYMAN	5,107.68	2,842.53	33.93	2,808.61	2,460.49	348.11
E - TAYLOR RILEY	79.67	79.67	0.95	78.72	76.35	2.37
E - TEM NORRIS	265.05	265.05	3.16	261.89	261.45	0.44
E - TETREAUULT IANY	1,562.66	1,562.66	18.65	1,544.01	1,537.82	6.19
E - TEVES MARY_FRANCES	270.90	270.90	3.23	267.67	266.59	1.08
E - TEVES MICHELLE	86.91	86.91	1.04	85.87	85.53	0.34
E - THANDHI HARPREET	2,694.40	2,081.90	24.85	2,057.05	1,960.77	96.29

Creditor	Claim	TOTAL DIVIDEND			Interim dividend (net of levy)	Final dividend (net of levy)
		Dividend	Levy	Payment		
E - THERIAULT_PITRE TANIA	550.21	550.21	6.57	543.64	541.46	2.18
E - THERRIEN VALERIE	1,262.40	1,262.40	15.07	1,247.33	1,242.33	5.00
E - THERRIEN_SARRAZIN CAROLE	4,342.40	2,601.33	31.05	2,570.28	2,302.02	268.26
E - THIARA AMEET	278.20	278.20	3.32	274.88	273.78	1.10
E - THIBAUT MPIER	753.67	753.67	9.00	744.67	741.69	2.98
E - THIBODEAU SYLVIE	8,979.20	4,062.78	48.49	4,014.29	3,262.18	752.11
E - THOMPSON ANNIESHA	1,119.17	1,119.17	13.36	1,105.81	1,103.97	1.84
E - THOMPSON KIM CHAMPAGE	4,269.32	2,578.29	30.77	2,547.52	2,286.89	260.63
E - TIBERIO ADELINA	5,574.36	2,989.62	35.68	2,953.94	2,557.13	396.81
E - TIVIDAD CHERRY	2,184.90	1,921.31	22.93	1,898.38	1,855.26	43.12
E - TOGADO AMBERLYN	414.92	414.92	4.95	409.97	408.32	1.65
E - TOME KYLA	667.22	667.22	7.96	659.26	656.61	2.65
E - TOOR ANU_ANREET	142.91	142.91	1.71	141.20	140.64	0.56
E - TORRES_VIEJO LUIS_ANTONIO	10,000.00	4,384.52	52.33	4,332.19	3,473.56	858.63
E - TORTOS DANIEL	2,193.58	1,924.05	22.96	1,901.09	1,857.06	44.03
E - TOSCANO JULIA	1,096.78	1,096.78	13.09	1,083.69	1,081.89	1.80
E - TRAHAN CONSTANCE	4,923.08	2,784.35	33.23	2,751.12	2,422.27	328.85
E - TRAN JULIE	4,696.30	2,712.87	32.38	2,680.49	2,375.31	305.19
E - TRAN MAI	3,061.68	2,197.66	26.23	2,171.43	2,036.82	134.61
E - TRAN MICHAEL	109.28	109.28	1.30	107.98	107.54	0.44
E - TREMBLAY ANDREANNE	1,861.62	1,819.42	21.72	1,797.71	1,788.32	9.39
E - TREMBLAY BELINDA	6,984.00	3,433.92	40.99	3,392.94	2,845.81	547.13
E - TREMBLAY CHANTAL	6,386.00	3,245.44	38.74	3,206.71	2,725.20	481.51
E - TREMBLAY SARA	6,461.52	3,269.24	39.02	3,230.22	2,740.84	489.39
E - TRIFONOVA ARIANA	218.89	218.89	2.61	216.28	215.41	0.87
E - TRINH SYLVIE	925.25	925.25	11.04	914.21	910.54	3.67
E - TRINITY JENNIFER MICHELLE	236.08	236.08	2.82	233.26	232.33	0.93
E - TROMBERT LIONEL	23,076.92	8,506.18	101.53	8,404.65	6,181.45	2,223.21
E - TROTTIER JULIE	726.03	726.03	8.67	717.36	714.49	2.87
E - TROTTIER MARIE	883.12	883.12	10.54	872.58	869.08	3.50
E - TRUDEL GHISLAIN	10,000.00	4,384.52	52.33	4,332.19	3,473.56	858.63
E - TRUDEL STEPHANIE	1,267.46	1,267.46	15.13	1,252.33	1,247.31	5.02
E - TRUEMAN ELIZABETH	304.63	304.63	3.64	300.99	299.79	1.20
E - TSHIULA_KALENGA ANDY	938.38	938.38	11.20	927.18	925.64	1.54
E - TUBBS JOSHUA	2,497.39	2,019.81	24.11	1,995.70	1,919.97	75.73
E - TUDTUD JENNY	156.64	156.64	1.87	154.77	154.15	0.62
E - TURBAK MAGDALENA	340.96	340.96	4.07	336.89	335.54	1.35
E - TWEED TORIN	209.88	209.88	2.51	207.37	206.54	0.83
E - UDDIN NEDA	205.19	205.19	2.45	202.74	201.93	0.81
E - UGDONNE JESSICA	1,324.86	1,324.86	15.81	1,309.05	1,303.80	5.25
E - UNGER KEVIN	148.77	148.77	1.78	146.99	143.51	3.48
E - VA PHANNA	2,230.77	1,935.77	23.10	1,912.67	1,864.76	47.91
E - VACHON CAMILLE	1,031.25	1,031.25	12.31	1,018.94	1,014.86	4.08
E - VACHON MARTINE	1,179.35	1,179.35	14.08	1,165.27	1,160.60	4.67
E - VAGHELA ARMAN	2,543.03	2,034.19	24.28	2,009.91	1,929.42	80.49
E - VAILLANCOURT, ISABELLE	19,695.00	7,440.25	88.80	7,351.44	5,481.14	1,870.30
E - VAKOULICH HANNA	1,342.99	1,342.99	16.03	1,326.96	1,324.75	2.21
E - VAN_LEEUWEN LUCINDA(CINDY)	9,851.12	4,337.60	51.77	4,285.83	3,442.73	843.09
E - VANDERHORST NATALIE	311.21	311.21	3.71	307.50	306.26	1.24
E - VARGAS MARISOL	804.25	804.25	9.60	794.65	791.47	3.18
E - VAVAN MIRA	441.93	441.93	5.27	436.66	434.91	1.75
E - VEIRA MARY	9,230.76	4,142.07	49.44	4,092.63	3,314.27	778.36
E - VELOZA EMILY	1,536.77	1,536.77	18.34	1,518.43	1,512.34	6.09

Creditor	Claim	TOTAL DIVIDEND			Interim dividend (net of levy)	Final dividend (net of levy)
		Dividend	Levy	Payment		
E - VENEGAS ALFRED	116.83	116.83	1.39	115.44	114.97	0.47
E - VENEGAS MARY_ANNE_JANE	692.52	692.52	8.27	684.25	681.51	2.74
E - VENNE JOSEE	7,218.48	3,507.83	41.87	3,465.96	2,897.58	568.38
E - VERGARA VANESSA	241.64	241.64	2.88	238.76	228.66	10.10
E - VERREault_BLACKBURN SOPHIE	3,443.74	2,318.08	27.67	2,290.42	2,115.93	174.48
E - VEZINA ERICK	394.85	394.85	4.71	390.14	388.57	1.57
E - VIAU VERONIQUE	1,481.74	1,481.74	17.69	1,464.05	1,458.19	5.86
E - VICHARE JANHAVEE	116.17	116.17	1.39	114.78	112.64	2.14
E - VICTORIA_CIFUENTES ANA_MILENA	8,615.40	3,948.12	47.12	3,900.99	3,186.85	714.15
E - VICTORINO PATRICIA	224.98	224.98	2.69	222.29	221.40	0.89
E - VILLAR IVY	98.09	98.09	1.17	96.92	96.53	0.39
E - VILLEGAS JUAN	262.66	262.66	3.13	259.53	259.09	0.43
E - VILLENEUVE GUYLAINE	832.13	832.13	9.93	822.20	818.90	3.30
E - VINAR SVETLANA	956.21	956.21	11.41	944.80	943.23	1.57
E - VYKHODTSEV DENIS	1,856.27	1,817.74	21.70	1,796.04	1,787.21	8.83
E - WADE HANNAH	259.18	259.18	3.09	256.09	255.66	0.43
E - WALIA AMBER	1,817.89	1,805.64	21.55	1,784.09	1,779.26	4.82
E - WALKER SHAELYN	315.22	315.22	3.76	311.46	310.21	1.25
E - WALTERS CASSANDRA	1,702.56	1,702.56	20.32	1,682.24	1,679.44	2.80
E - WARDAK WEEDA	747.84	747.84	8.93	738.91	737.69	1.23
E - WATKINS HAILEY	155.98	155.98	1.86	154.12	149.46	4.66
E - WATSON KIRSTEN	1,941.93	1,844.73	22.02	1,822.72	1,804.95	17.77
E - WAZEN STEPHANIE	2,520.82	2,027.19	24.20	2,003.00	1,924.82	78.17
E - WEN NI	2,144.58	1,908.61	22.78	1,885.83	1,846.91	38.91
E - WESLEY JO_VAUNDI	3,666.54	2,388.31	28.51	2,359.80	2,162.07	197.73
E - WHEATON SHELBY	417.69	417.69	4.99	412.70	411.05	1.65
E - WHITE THOMAS E	174.36	174.36	2.08	172.28	167.37	4.91
E - WIBOWO MICHELLE	168.94	168.94	2.02	166.92	166.25	0.67
E - WIDYA LIDYA	3,846.14	2,444.91	29.18	2,415.73	2,199.26	216.47
E - WIFFLI REBECCA	107.71	107.71	1.29	106.42	106.00	0.42
E - WILLIAMS AMY	71.12	71.12	0.85	70.27	69.99	0.28
E - WILLIAMS DANIELLE	1,502.70	1,502.70	17.94	1,484.76	1,482.30	2.47
E - WILLIAMS KIMBERLEE	1,667.17	1,667.17	19.90	1,647.27	1,644.53	2.74
E - WINDOVER HOLLY_LYNN	10,116.16	4,421.13	52.77	4,368.37	3,497.62	870.75
E - WITHERSPOON CRAIG	417.07	417.07	4.98	412.09	410.44	1.65
E - WODERA LULADAY	224.40	224.40	2.68	221.72	220.83	0.89
E - WOEL_HERNANDEZ MELISSA	1,146.50	1,146.50	13.68	1,132.82	1,128.28	4.54
E - WONG ALICIA	157.47	157.47	1.88	155.59	154.97	0.62
E - WONG EUNICE	146.73	146.73	1.75	144.98	141.87	3.11
E - WONG SHELLEY	183.75	183.75	2.19	181.56	178.49	3.07
E - WOODS JAIDA	256.04	256.04	3.06	252.98	251.97	1.01
E - WRIGHT AMANDA	9,440.00	4,208.02	50.22	4,157.79	3,357.60	800.19
E - WU BARRY	151.72	151.72	1.81	149.91	149.31	0.60
E - XIE SAMMI	109.01	109.01	1.30	107.71	107.28	0.43
E - YAGUDINA SVETLANA	667.77	667.77	7.97	659.80	657.16	2.64
E - YAHIAOUI MERIAM	1,713.25	1,713.25	20.45	1,692.80	1,686.02	6.78
E - YANG ANNIE	1,055.70	1,055.70	12.60	1,043.10	1,038.92	4.18
E - YANG MICHAEL	3,323.22	2,280.10	27.21	2,252.88	2,090.98	161.91
E - YANG SAMANTHA	307.20	307.20	3.67	303.53	302.32	1.21
E - YAQOOB MAHAM	932.45	932.45	11.13	921.32	919.79	1.53
E - YAQOOB MAHRUKH	786.96	786.96	9.39	777.57	776.27	1.29
E - YAVASER NURAY	730.77	730.77	8.72	722.05	719.15	2.90
E - YAZDI AFSANE EVA	1,968.57	1,853.13	22.12	1,831.01	1,810.47	20.55



Creditor	Claim	TOTAL DIVIDEND			Interim dividend (net of levy)	Final dividend (net of levy)
		Dividend	Levy	Payment		
E - YE SIJIA	2,065.92	1,883.81	22.48	1,861.33	1,830.62	30.71
E - YEHYA MOUNA	2,057.14	1,881.05	22.45	1,858.60	1,828.81	29.79
E - YEMBI EMMANUEL_DIEUDONNE	85.39	85.39	1.02	84.37	83.05	1.32
E - YOGADASAN JANANY	327.72	327.72	3.91	323.81	314.18	9.63
E - YUBI MARINETTE	152.49	152.49	1.82	150.67	150.07	0.60
E - YOUSUF IMAN	174.07	174.07	2.08	171.99	166.21	5.78
E - YU DAN	2,343.36	1,971.26	23.53	1,947.73	1,888.07	59.66
E - YU JESSICA	110.96	110.96	1.32	109.64	109.20	0.44
E - ZACCHIGNA DANIELLE	112.83	112.83	1.35	111.48	109.48	2.00
E - ZACHARIAS AARON	345.67	345.67	4.13	341.54	340.18	1.36
E - ZAHID RUMMANA	116.22	116.22	1.39	114.83	114.37	0.46
E - ZAIDI REJA	443.72	443.72	5.30	438.42	437.70	0.73
E - ZAIDI ZARAH	407.33	407.33	4.86	402.47	401.80	0.67
E - ZAIER ZEINEDINE	4,342.40	2,601.33	31.05	2,570.28	2,302.02	268.26
E - ZAKARIA HELENE	3,269.48	2,263.16	27.01	2,236.15	2,079.85	156.30
E - ZARICHNA KAROLINA	185.48	185.48	2.21	183.27	179.87	3.40
E - ZEN IFRAAH	3,000.27	2,178.31	26.00	2,152.31	2,024.10	128.21
E - ZHANG CHEN	484.22	484.22	5.78	478.44	476.52	1.92
E - ZHANG ROBERT	118.60	118.60	1.42	117.18	116.71	0.47
E - ZIELINSKI AMANDA	945.40	945.40	11.28	934.12	932.56	1.55
E - ZUKANOVIC ELMA	8,479.99	3,905.44	46.61	3,858.82	3,158.81	700.02
ECO ENTREPRISES QUEBEC	20,872.91	2,260.42	26.98	2,233.44	2,064.02	169.42
E-COM STUDIO	6,898.50	1,923.08	22.95	1,900.12	1,852.67	47.45
ENMAX ENCOMPASS INC.	9,527.34	1,986.54	23.71	1,962.83	1,892.43	70.40
EN-PRO INTERNATIONAL INC.	5,748.76	1,895.32	22.62	1,872.70	1,835.28	37.42
EPCOR	6,896.43	1,923.03	22.95	1,900.08	1,862.40	37.68
EULER HERMES NORTH AMERICA INS. CO.	907,964.56	23,674.78	282.57	23,392.21	15,480.59	7,911.61
FAIRVIEW PARK LEASEHOLDS INC	58,874.47	3,177.78	37.93	3,139.85	2,638.77	501.08
FAIRVIEW POINTE-CLAIRE LEASEHOLDS INC	1,487,565.37	37,666.31	449.57	37,216.75	24,246.60	12,970.15
FIRST CAPITAL (LACHENAIE) CORPORATION	387,779.45	11,117.53	132.69	10,984.83	7,613.20	3,371.64
FIRST QUEENSBOROUGH SHOPPING CENTRES LIMITED	10,038.50	1,998.88	23.86	1,975.02	1,900.16	74.86
FORTIS BC	741.25	741.25	8.85	732.40	731.19	1.22
G.N. JOHNSTON EQUIPEMENT CO LTD	2,309.31	1,812.29	21.63	1,790.66	1,776.02	14.64
GE CAPITAL *	177,324.75	6,037.16	72.06	5,965.10	4,430.23	1,534.87
GEMMAR SYSTEMS INTERNATIONAL	23,392.53	2,321.24	27.71	2,293.54	2,102.13	191.41
GENERATRICE DRUMMOND	420.81	420.81	5.02	415.79	414.12	1.67
GLENDON PARTNERS INC	261,989.14	8,080.96	96.45	7,984.51	5,710.72	2,273.79
GUILDFORD TOWN CTRE LTD PARTNERSHIP	741,839.64	19,664.53	234.71	19,429.82	12,445.82	6,984.01
GUY HUBERT ET ASSOCIES INC	55,419.86	3,094.38	36.93	3,057.45	2,586.52	470.93
HALLMARK AIR CONDITIONING AN ANSWORTH INC. CO	1,153.16	1,153.16	13.76	1,139.40	1,134.83	4.57
HALTON HILLS SHOPPING CENTRE PARTNERSHIP	569,297.34	15,499.36	184.99	15,314.37	10,358.51	4,955.86
HANGZHOU KIMHAIE TRADING CO LTD	91,376.72	3,962.38	47.29	3,915.09	3,130.34	784.75
HEWLETT-PACKARD (CDA) CO.	3,967.00	1,852.31	22.11	1,830.20	1,808.33	21.87
HG INTERNATIONAL	218,197.48	7,023.83	83.83	6,939.99	5,048.40	1,891.59
IMPULSE INT'L PVT LTD	298,059.48	8,951.69	106.84	8,844.85	6,256.25	2,588.60
IVANHOE CAMBRIDGE II INC	2,031,979.73	50,808.45	606.42	50,202.03	32,480.44	17,721.59
IVANHOE CAMBRIDGE INC.	1,978,055.97	49,506.74	590.89	48,915.85	31,664.89	17,250.96
JESSWOOD PACKAGING INC	63,638.11	3,292.77	39.30	3,253.47	2,710.81	542.66
JILLY'S CLOTHING CORPORATION	6,731.20	1,919.04	22.90	1,896.13	1,850.14	45.99
KANATA ENTERTAINMENT HOLDINGS INC.	304,650.04	9,110.79	108.74	9,002.05	6,355.93	2,646.12
KAY EXPORTS *	5,618.14	1,892.17	22.58	1,869.59	1,833.31	36.28
KINESSOR	3,035.34	1,829.82	21.84	1,807.98	1,794.24	13.74
KOSTROMA LIMITED *	16,198.64	2,147.58	25.63	2,121.95	1,993.33	128.62

Creditor	Claim	TOTAL DIVIDEND			Interim dividend (net of levy)	Final dividend (net of levy)
		Dividend	Levy	Payment		
LANDES CANADA INC.	4,056.32	1,854.47	22.13	1,832.33	1,809.68	22.65
LANGEVIN, DANIEL	31,792.27	2,524.01	30.13	2,493.89	2,229.17	264.72
LE CARREFOUR LAVAL (2013) INC.	407,712.32	11,598.71	138.44	11,460.27	7,914.67	3,545.60
LE GROUPE ROUSSEL-AIR INC	27,188.65	2,412.88	28.80	2,384.08	2,159.54	224.54
LES FACTORIES ST-SAUVEUR (2003) INC	91,912.79	3,975.32	47.45	3,927.87	3,138.44	789.43
LES GALERIES D'ANJOU LEASEHOLDS INC.	1,004,443.36	26,003.77	310.37	25,693.40	16,939.76	8,753.65
LES GALERIES DE LA CAPITALE HOLDINGS INC	540,418.95	14,802.24	176.67	14,625.57	9,921.75	4,703.82
LES PRODUITS MIROPAC INC	223,245.33	7,145.68	85.29	7,060.39	5,124.75	1,935.65
LES PROMENADES ST-BRUNO LEASEHOLDS INC.	334,747.27	9,837.33	117.41	9,719.92	6,811.13	2,908.79
LIBERTY AND ASSOCIATES LTD	8,664.48	1,965.71	23.46	1,942.25	1,879.38	62.87
LIFESTYLE TRIMCO VIAGGIO	992.73	992.73	11.85	980.88	976.95	3.93
LINDA FORBES ENTERPRISES	38,755.96	2,692.12	32.13	2,659.98	2,334.49	325.49
LITHO MILLES-ILES INC	2,893.19	1,826.39	21.80	1,804.59	1,792.09	12.50
LUNDY'S LANE PORTFOLIO INC.	192,108.33	6,394.04	76.32	6,317.72	4,653.82	1,663.90
MANHATTAN LTD.	59,948.10	3,203.69	38.24	3,165.46	2,655.00	510.45
MANITOBA FINANCE	33,765.11	2,571.64	30.69	2,540.94	-	2,540.94
MANITOBA HYDRO ELECTRIC	1,415.17	1,415.17	16.89	1,398.28	1,392.68	5.60
MANTERO SETA SPA	22,294.22	2,294.73	27.39	2,267.34	-	2,267.34
MARIE CLAUDE PAQUETTE INFOGRAPHISTE	3,987.33	1,852.80	22.11	1,830.69	1,808.64	22.05
MARIE SAINT-AMOUR, ATTORNEY	15,511.44	2,130.99	25.43	2,105.56	1,982.93	122.63
MARKET MALL LEASEHOLDS INC	1,422,414.43	36,093.57	430.79	35,662.78	23,261.24	12,401.54
MBL-MULTI-SERVICES	21,016.18	2,263.88	27.02	2,236.86	2,066.19	170.67
MERCER	4,938.10	1,875.75	22.39	1,853.37	1,823.02	30.35
MEXX EUROPE	11,876,000.00	288,442.70	3,442.70	285,000.00	-	285,000.00
MEXX LIFESTLYE BV	37,826,925.93	914,896.98	10,919.73	903,977.25	573,851.04	330,126.20
MIDTOWN PLAZA INC	367,584.73	10,630.03	126.87	10,503.15	7,307.77	3,195.39
MILLER THOMSON LLP	14,300.60	2,101.76	25.09	2,076.68	1,964.62	112.06
MINISTRE DU REVENU DU QUEBEC	1,279,121.11	32,634.48	389.51	32,244.97	21,094.04	11,150.93
MINISTRY OF FINANCE - BRITISH COLUMBIA	107,355.67	4,348.11	51.90	4,296.21	3,372.01	924.21
MINISTRY OF FINANCE FOR SASKATCHEWAN	8,392.09	1,959.13	23.38	1,935.75	1,875.26	60.49
MINISTRY OF FINANCE ONTARIO	1,500.00	1,500.00	17.90	1,482.10	-	1,482.10
MINORONZONI SRL	35,187.84	2,605.98	31.10	2,574.88	2,280.52	294.35
MIRABEL OUTLET CENTER GENERAL PARTNERSHIP	1,016,182.44	26,287.15	313.75	25,973.40	17,117.30	8,856.10
MONTEZ HILLCREST INC AND HILLCREST HOLDINGS INC	262,671.83	8,097.44	96.65	8,000.79	5,721.04	2,279.75
MORGUARD INVESTMENTS LIMITED	608,978.98	16,457.28	196.43	16,260.85	10,958.67	5,302.18
MORGUARD INVESTMENTS LIMITED	1,179,781.06	30,236.41	360.89	29,875.53	19,591.60	10,283.93
MORGUARD INVESTMENTS LIMITED	1,216,005.16	31,110.86	371.32	30,739.54	20,139.46	10,600.08
MORNEAU SHEPELL LTD	9,312.98	1,981.36	23.65	1,957.71	1,889.19	68.53
MTS ALLSTREAM INC	419.67	419.67	5.01	414.66	413.00	1.66
MYDEL COURIER	465.62	465.62	5.56	460.06	458.22	1.84
NAVITAS BUSINESS INTELLIGENCE INC	41,810.00	2,765.84	33.01	2,732.83	2,380.68	352.15
NEW BRUNSWICK POWER CORPORATION	2,287.12	1,811.76	21.62	1,790.13	1,775.81	14.32
OMNIPLAST INC	24,310.00	2,343.39	27.97	2,315.42	2,116.01	199.42
ONTREA INC	1,242,067.74	31,740.01	378.83	31,361.18	20,533.64	10,827.54
ONTREA INC AND IVANHOE CAMBRIDGE II INC	1,294,204.58	32,998.59	393.85	32,604.74	21,322.17	11,282.57
ONTREA INC. SHERWAY GARDENS	1,978.98	1,804.32	21.54	1,782.79	1,778.27	4.52
OPB REALTY INC	445,916.24	12,520.95	149.44	12,371.50	8,492.47	3,879.03
ORCHARD PARK SHOPPING CENTRE HOLDINGS INC	170,666.33	5,876.43	70.14	5,806.29	4,329.53	1,476.76
ORLANDO CORPORATION	766,498.98	20,259.80	241.81	20,017.99	13,341.03	6,676.96
OSHAWA CENTRE HOLDINGS INC.	407,594.39	11,595.86	138.40	11,457.46	7,912.88	3,544.58
OSHAWA PUC NETWORKS INC.	1,547.99	1,547.99	18.48	1,529.51	1,523.39	6.12
OXFORD ITF UPPER CANADA MALL	370,546.53	10,701.53	127.73	10,573.80	7,352.56	3,221.24
PACIFIC CENTRE LEASEHOLDS LIMITED	149,745.55	5,371.40	64.11	5,307.29	4,013.12	1,294.17

Creditor	Claim	TOTAL DIVIDEND			Interim dividend (net of levy)	Final dividend (net of levy)
		Dividend	Levy	Payment		
PEDROSA & RODRIGUES S.A	16,546.53	2,155.98	25.73	2,130.25	1,998.59	131.66
PERMIT WORLD CONSULTING SERVICES INC	1,888.88	1,802.15	21.51	1,780.64	1,772.20	8.44
PLACE DU ROYAUME INC	372,924.66	10,758.93	128.41	10,630.52	7,388.53	3,241.99
PLACE LAURIER HOLDINGS INC.	754,696.46	19,974.89	238.41	19,736.48	13,162.53	6,573.95
PRESENT	12,728.00	2,063.80	24.63	2,039.17	1,940.84	98.33
PROTECTION INCENDIE VIKING INC	22,368.22	2,296.52	27.41	2,269.11	2,086.64	182.47
PUROLATOR INC.	545,218.58	14,918.10	178.05	14,740.05	9,994.34	4,745.71
QUANTUM	43,226.32	2,800.03	33.42	2,766.61	2,402.10	364.51
QUIK X TRANSPORTATION INC	8,881.44	1,970.95	23.52	1,947.42	1,882.66	64.76
RCI ENVIRONNEMENT INC	3,355.18	1,837.54	21.93	1,815.61	1,799.08	16.53
RCM ARCHITECTURAL INC	406,316.63	11,565.01	138.03	11,426.98	7,893.56	3,533.42
REGULVAR INC.	947.97	947.97	11.31	936.66	-	936.66
REVENU QUEBEC	868,303.49	22,717.36	271.14	22,446.22	14,880.75	7,565.47
REVENU QUEBEC (QST)	410,656.90	11,669.79	139.28	11,530.50	7,959.20	3,571.30
RIOCAN HOLDINGS (OAKVILLE PLACE) INC	202,047.70	6,633.97	79.18	6,554.79	4,804.15	1,750.64
RIOCAN HOLDINGS (QUEBEC) INC	2,175.12	1,809.06	21.59	1,787.46	1,774.79	12.67
RIOCAN HOLDINGS (QUEBEC) INC	335,880.20	9,864.68	117.74	9,746.94	6,828.26	2,918.68
RIOCAN HOLDINGS (TJV BROMONT) INC and 1633272 ALBERTA ULC	143,314.24	5,216.15	62.26	5,153.89	3,915.85	1,238.04
RIOCAN HOLDINGS (TJV) INC and 1633272 ALBERTA ULC	65,570.71	3,339.42	39.86	3,299.56	2,740.04	559.52
RIOCAN HOLDINGS (TJV) INC and 1633272 ALBERTA ULC	91,020.05	3,953.77	47.19	3,906.58	3,124.94	781.64
RIOCAN HOLDINGS INC	75,140.09	3,570.43	42.61	3,527.81	2,884.77	643.04
RIOCAN HOLDINGS INC.	11,494.35	2,034.02	24.28	2,009.74	1,922.18	87.57
RIOCAN HOLDINGS INC.	337,884.29	9,913.06	118.32	9,794.74	6,858.57	2,936.17
RIOCAN HOLDINGS INC.	382,757.71	10,996.30	131.25	10,865.06	7,537.25	3,327.81
RIOKIM HOLDINGS (ALBERTA) INC	216,773.82	6,989.46	83.42	6,906.04	5,026.87	1,879.17
RIOKIM HOLDINGS (LANGLEY POWER CENTRE) INC	217,785.74	7,013.89	83.71	6,930.17	5,042.17	1,888.00
RIOTRIN PROPERTIES (BRAMPTON) INC	360,824.51	10,466.84	124.93	10,341.91	7,205.52	3,136.39
RIOTRIN PROPERTIES (KINGSTON) INC	305.80	305.80	3.65	302.15	300.94	1.21
RIOTRIN PROPERTIES (KIRKLAND) INC.	196,887.83	6,509.41	77.69	6,431.72	4,726.11	1,705.61
RIOTRIN PROPERTIES (VAUGHAN2) INC	136,701.93	5,056.53	60.35	4,996.17	3,815.85	1,180.33
RIOTRIN PROPERTIES INC.	489,277.31	13,567.68	161.94	13,405.75	9,148.27	4,257.47
ROBCAN AIR CONDITIONING LTD	10,231.02	2,003.52	23.91	1,979.61	1,903.07	76.54
ROSE BATTAGLIA	16.78	16.78	0.20	16.58	-	16.58
S.T.P. COMERCIO E IND. DE VESTUARIO S.A.	5,397.50	1,886.84	22.52	1,864.32	1,829.97	34.35
SALEEM ISMAIL	27,360.02	2,417.02	28.85	2,388.17	2,162.57	225.60
SASKTEL	202.94	202.94	2.42	200.52	199.71	0.81
SCARBOROUGH TOWN CENTRE HOLDINGS INC	1,020,290.42	26,386.32	314.93	26,071.38	17,179.43	8,891.95
SENSORMATIC CANADA INC	37,916.01	2,671.84	31.89	2,639.95	2,321.79	318.16
SERVICE GIBEAULT - 2425-2595 QUEBEC INC	485.19	485.19	5.79	479.40	477.48	1.92
SERVICE PRO-MATH INC	13,935.58	2,092.95	24.98	2,067.97	1,959.10	108.87
SHAPE ABBOTSFORD WEST LTD. PARTNERSHIP BY GENERAL PARTNER SHAPE ABBO	535,295.30	14,678.55	175.20	14,503.36	9,844.26	4,659.10
SHIRLEY MURRAY AND ASS.CONSULTING	3,247.55	1,834.94	21.90	1,813.04	1,797.45	15.59
SKYVIEW EQUITIES INC	1,447.97	1,447.97	17.28	1,430.69	1,424.95	5.74
SPECTRUM INDUSTRIES LTD	32,084.62	2,531.07	30.21	2,500.86	-	2,500.86
STINGRAY 360	42,991.42	2,794.36	33.35	2,761.01	2,398.55	362.46
STONE ROAD MALL HOLDINGS INC.	397,183.62	11,344.54	135.40	11,209.14	7,755.43	3,453.71
T.E.C. LEASEHOLDS LIMITED	1,746,896.04	43,926.55	524.28	43,402.26	28,168.77	15,233.49
TELERON INC	2,082.43	1,806.82	21.57	1,785.25	1,773.95	11.30
TELUS COMMUNICATIONS INC.	879.48	879.48	10.50	868.98	865.50	3.48
TENAQUIP LTD	573.50	573.50	6.84	566.66	564.38	2.28
THE CADILLAC FAIRVIEW CORPORATION LIMITED	452,662.29	12,683.80	151.39	12,532.41	8,594.50	3,937.91
THE EGLINTON TOWN CENTRE INC	420,990.91	11,919.25	142.26	11,776.99	8,115.49	3,661.50
THE OUTLET COLLECTION (NIAGARA) LTD	36,583.74	2,639.68	31.51	2,608.17	2,301.64	306.54

Creditor	Claim	TOTAL DIVIDEND			Interim dividend (net of levy)	Final dividend (net of levy)
		Dividend	Levy	Payment		
THE TRADE AID COMPANY	479,106.53	13,322.16	159.01	13,163.15	8,994.45	4,168.71
TMS FASHION (H.K.) LIMITED	61,959.93	3,252.26	38.82	3,213.44	2,685.43	528.01
TMS INTERNATIONAL LTD	129,854.04	4,891.22	58.38	4,832.84	3,712.28	1,120.56
TORCHIA COMMUNICATIONS	26,113.07	2,386.92	28.49	2,358.43	2,143.28	215.15
TRAILER WIZARDS LTD.	4,493.72	1,865.03	22.26	1,842.77	1,816.30	26.47
ULTRANIX INDUSTRIE LTEE	17,723.50	2,184.39	26.07	2,158.32	2,016.39	141.93
UNIVERSAL SENSOR SYSTEMS INC.	63.24	63.24	0.75	62.49	62.23	0.26
VAUGHAN PROMENADE SHOPPING CENTRE INC	482,150.31	13,395.64	159.88	13,235.75	9,040.48	4,195.27
VIKING RIDEAU CORPORATION	812,842.04	21,378.52	255.16	21,123.36	14,041.94	7,081.42
VILLE DE GATINEAU	70.00	70.00	0.84	69.16	69.05	0.11
WEST EDMONTON MALL PROPERTY INC	741,234.66	19,649.92	234.53	19,415.39	12,958.93	6,456.46
WHY NOT FASHION TEXTILHANDAHL	201,851.90	6,629.24	79.12	6,550.12	4,801.19	1,748.93
WOOD WYANT INC	2,400.00	1,814.48	21.66	1,792.83	1,776.83	16.00
WORKERS COMPENSATION BOARD OF B.C.	3,684.26	1,845.49	22.03	1,823.46	1,804.06	19.40
WORKPLACE SAFETY AND INSURANCE BOARD	19,698.71	2,232.07	26.64	2,205.43	2,046.26	159.17
XPO LOGISITICS	21,818.66	2,283.25	27.25	2,256.00	2,078.33	177.67
ZURICH INSURANCE COMPANY LTD	800,000.00	21,068.52	251.46	20,817.05	3,826.31	9,745.08
	<b>109,937,862.89</b>	<b>5,052,752.16</b>	<b>60,307.01</b>	<b>4,992,445.15</b>	<b>3,647,127.74</b>	<b>1,345,317.61</b>
	<b>110,121,760.79 \$</b>	<b>5,236,650.06 \$</b>	<b>62,500.00 \$</b>	<b>5,174,150.06 \$</b>	<b>3,828,514.61 \$</b>	<b>1,345,635.65 \$</b>